

Hate Violence

Against Lesbian, Gay,
Bisexual, Transgender,
Queer, and HIV- affected
Communities

In the United States in 2011

A Report from
the National
Coalition of
Anti-Violence
Programs

The National Coalition of Anti-Violence Programs authored this report.

A program of the New York City Anti-Violence Project
240 W. 35th St., Suite 200
New York, NY 10001
www.ncavp.org



Writing

Ejeris Dixon, New York City Anti-Violence Project
Chai Jindasurat, New York City Anti-Violence Project
Victor Tobar, Consultant

Data Collection and Data Analysis:

Nahima Ahmed, Strength in Numbers Consulting Group
Tasha Amezcua, New York City Anti-Violence Project
Somjen Frazer, Strength in Numbers Consulting Group
Jonathan Rodkin, Strength in Numbers Consulting Group
Justin Rosado, New York City Anti-Violence Project

Layout & Data Design

Joyce Choi Li, New York City Anti-Violence Project
Kate Traub, New York City Anti-Violence Project

Additional Writing and Data

Michelle Bramblett, Southern Poverty Law Center
Kelly Clark, Gay Alliance of the Genesee Valley
Kelcie Cooke, LMSW, Violence Recovery Program, Fenway Community Health
Chris Cozad, Buckeye Region Anti-Violence Organization
Aaron Eckhardt, MSW, Buckeye Region Anti-Violence Organization
Ajené Farrar, New York City Anti-Violence Project
Jake Finney, L.A. Gay & Lesbian Center
Lisa Gilmore, LMHC, Center on Halstead Anti-Violence Project
Sally Huffer, Montrose Counseling Center
Elke Kennedy, Sean's Last Wish
Sandhya Luther, Colorado Anti-Violence Program
Lindsey Moore, Kansas City Anti-Violence Project
Maria Carolina Morales, Community United Against Violence
Rick Musquiz, LCSW, Montrose Counseling Center
Adam Payne, New York City Anti-Violence Project
Brenda Pitmon, Safe Space at the R U 1 2? Community Center
Beth Savitzky, Kansas City Anti-Violence Project
Kristi Smith, Wingspan
Jarad Ringer, New York City Anti-Violence Project
Catherine Shugrue dos Santos, New York City Anti-Violence Project
Stacy Umezu, Community United Against Violence
Nusrat Ventimiglia, Equality Michigan
Rebecca Waggoner, OutFront Minnesota

Copyright © 2012 New York City Gay & Lesbian Anti-Violence Project, Inc. All Rights Reserved

This report was made possible, in part, by a grant from the Arcus Foundation. The findings and opinions expressed in this report are those of the authors and do not necessarily represent the views of its funders.

MISSION

The National Coalition of Anti-Violence Programs (NCAVP) works to prevent, respond to, and end all forms of violence against and within lesbian, gay, bisexual, transgender, queer, and HIV-affected (LGBTQH) communities. NCAVP is a national coalition of local member programs, affiliate organizations, and individuals who create systemic and social change. We strive to increase power, safety, and resources through data analysis, policy advocacy, education, and technical assistance.

PREFACE

NCAVP's annual report documenting hate violence against lesbian, gay, bisexual, transgender, queer, and HIV-affected (LGBTQH) communities provides the most comprehensive national data to support LGBTQH anti-violence efforts across the nation. In 2011, NCAVP members witnessed a critical shift in the national narrative on anti-LGBTQH hate violence. In the 2010 hate violence report, NCAVP analyzed person level data¹ for the first time, which allowed NCAVP to examine the diverse and disparate impacts of hate violence on specific LGBTQH communities. As a result, journalists, advocacy organizations, policymakers, and LGBTQH community members began to focus their attention on how hate violence disproportionately impacted LGBTQH people of color, transgender people, and transgender people of color. Anyone, regardless of their race or other identity, can experience hate violence based on their perceived or actual sexual orientation or gender identity. At the same time, the intersections of deeply imbedded structural racism, classism, homophobia, biphobia, and transphobia place marginalized communities at a disproportionate risk of severe and deadly violence. This data gave LGBTQH, anti-violence, and progressive movements concrete evidence of what we knew from experience. As a result, NCAVP's members and many other community-based organizations implemented new organizing campaigns, policy initiatives, collaborations, and programming to focus on intersectional approaches to addressing hate violence.

As we reflect on the year, NCAVP and broader LGBTQH movements made noteworthy progress. NCAVP implemented a new communications strategy, issuing monthly statements that notify the public and our constituents about recent murders and violence affecting LGBTQH communities. These monthly statements allowed our member programs and allied organizations to respond to this violence in real time and to quickly mobilize community-based anti-violence efforts. The United Nations released a historic report, *Discriminatory Laws and Practices and Acts of Violence Against Individuals Based on their Sexual Orientation and Gender Identity*², which referenced NCAVP's 2010 Hate Violence report. This was the first United Nation (UN) report to document global discrimination and violence against people motivated by their sexual orientation and/or gender identity and to provide specific recommendations to the UN's Member States to end this violence. In early 2011, the Obama Administration announced it would no longer defend the constitutionality of the discriminatory *Defense of Marriage Act*, signifying a marked shift in the president's political position on marriage equality. In 2011, the eight-year War on Iraq ended which NCAVP had opposed early on. NCAVP members recognized the critical intersections between the culture that fuels homophobic, biphobic, and transphobic violence and the culture that sanctions larger institutional forms of violence, including the many anti-Muslim and anti-Arab sentiments promoted by the war's proponents. Later in 2011, Congress repealed the discriminatory law *Don't Ask Don't Tell*, which banned openly gay people from serving in the United States military. This law made it significantly easier for LGBTQH people serving in the military to openly address and seek support for anti-LGBTQH hate violence and discrimination within the military, and further challenged a homophobic, biphobic, and transphobic culture throughout the U.S. Finally, in late 2011, in the week leading up to Transgender Day of Remembrance, White House staff invited NCAVP

¹ Person-level data is data that is analyzed by individual as opposed to analyzing data after it has been aggregated into groups (i.e. statistics based on total gay-identified people). Person-level data allowed NCAVP to anonymously analyze multiple facts about one victim or survivor. This allowed NCAVP to analyze trends in hate violence such as, whether or not types of violence varied across LGBTQ survivor's identities (i.e. "do women experience more physical violence?"). This also allowed NCAVP to examine survivors with multiple intersecting identities.

² Annual report of the United Nations High Commissioner for Human Rights and reports of the Office of the High Commissioner and the Secretary-General, "Discriminatory Laws and Practices and Acts of Violence Against Individuals Based on their Sexual Orientation and Gender Identity". Accessed from: http://www2.ohchr.org/english/bodies/hrcouncil/docs/19session/a.hrc.19.41_english.pdf on May 19, 2012

alongside other national LGBTQH organizations to brief the administration on violence against transgender communities. NCAVP representatives shared statistics from our national report and presented solutions based upon our recommendations. These national policy shifts, some fervently debated within LGBTQH communities, send the message that discrimination and violence against LGBTQH people will not be supported and challenge the homophobic, biphobic, and transphobic culture that sanctions and fuels anti-LGBTQH hate violence.

NCAVP's persistent advocacy with the Department of Justice's Office for Victims of Crime (OVC) and Office on Violence Against Women (OVW) resulted in an unprecedented increase in specific funding for programs to support LGBTQH survivors in 2011. NCAVP itself received almost \$2 million dollars in new federal funding between 2010 and 2011, the majority of which went directly to support the daily efforts of NCAVP's member programs. NCAVP also launched the OVW funded, National Training and Technical Assistance Center on LGBTQ Cultural Competency. This center provides critical training and technical assistance to non-LGBTQ anti-violence organizations across the nation to support them to meet the needs of LGBTQH survivors. In 2011, OVC also funded NCAVP to pilot a national demonstration initiative to document and evaluate strategies to transform non-LGBTQ victim-service organizations into LGBTQH inclusive organizations, an initiative which is currently in progress.

LGBTQH and anti-violence movements continued to challenge government policies that infringe upon the rights of LGBTQH people, and to create innovative strategies to respond to violence outside the criminal legal system. LGBTQH movements emerged from demands and demonstrations to end systemic police violence and against LGBTQH people. These movements also include a rich history of resisting homophobic and transphobic laws and policies. This resistance continued in 2011 through multiple areas such as continued organizing against homophobic, biphobic, and transphobic police violence, the emergence of LGBTQH contingencies within the Occupy movement, community accountability and transformative justice movements that work to address violence without relying on law enforcement, and organizing to end homophobic, biphobic, and transphobic violence and discrimination from the government. NCAVP's data continues to show that half of survivors who report to NCAVP members do not call the police or engage the court system, often due to their experiences or knowledge of other's experiences of re-traumatization, violence, or mis-arrest after engaging with law enforcement. NCAVP members often work with survivors who report that when seeking support from service providers and law enforcement, these first responders lacked knowledge on LGBTQH culturally sensitive responses to violence. In 2011, NCAVP members continued our "Transformative Justice Study Group" to deepen our understanding and to receive technical assistance on creating strategies for supporting survivors and transforming root causes of violence, without relying on the criminal legal system. Continuing our work to challenge government based violence and discrimination in the fall of 2011, NCAVP joined over 60 LGBTQH organizations across the nation to demand an end to the unjust federal "Secure Communities" immigration program which has a creates real danger for LGBTQH immigrants. Under this program, local law enforcement must share fingerprint data for every person arrested with federal immigration authorities, no matter how minor the charge, including cases where the person is not prosecuted. This program increases deportations, and contributes to a climate of fear within immigrant communities. This chilling effect can further prevent LGBTQH immigrants from reporting their experiences of violence to community-based organizations, and puts LGBTQH people who are deported at risk of face severe hate violence in detention centers, as well as in their countries of origin.

Throughout 2011, NCAVP continued its Southern Capacity Building project with funding from the Arcus Foundation. For the first time, NCAVP was able to hire a Southern Organizer to focus on building capacity in the under-resourced American Southeast. This capacity building initiative resulted in NCAVP members contributing hate violence data from Georgia, North Carolina, and South Carolina, for the first time. NCAVP's Southern project continues through a newly formed Southern Working Group, which identifies and creates specific strategies for LGBTQH anti-violence work in the South. These strategies address the conditions that impact LGBTQH anti-violence organizing and direct support strategies in rural communities and the South including pervasive poverty, religious and political intolerance, and racism. NCAVP has nearly doubled its Southern membership adding five new member organizations since the 2010 Hate Violence report, totaling 12 member and affiliate organizations in the South.

In 2011, NCAVP's work has dramatically expanded in terms of public visibility, political impact, and forging new alliances within the social justice movement. These critical gains have paralleled the progress that LGBTQH movements have made over the past year. Despite this progress, LGBTQH communities continued to face the realities of severe and deadly violence in 2011. This year's report highlights a disturbing and ongoing trend of increasing hate violence murders that disproportionately impact transgender communities, LGBTQH people of color communities, as well as pervasive and severe violence and bullying against LGBTQH youth and young adults. NCAVP members respond to this violence every day, providing direct support to LGBTQH survivors, organizing vigils for LGBTQH victims and survivors, rallying and marching for institutional and cultural change, and educating our communities on how to prevent and end this violence. This report is a reflection on the struggle of NCAVP members to increase power, safety, and resources for LGBTQH communities, through systemic and social change. We hope that in documenting the prevalence and severity of this violence, the critical safety needs of LGBTQH survivors, and providing specific solutions in our recommendations, that you are compelled to join us in our efforts to eradicate hate violence against LGBTQH people and to create safer and more equitable communities.

Sincerely,

NCAVP's Governance Committee

TABLE OF CONTENTS

MISSION.....	4
PREFACE.....	5
EXECUTIVE SUMMARY.....	9
RECOMMENDATIONS IN BRIEF.....	11
INTRODUCTION, KEY TERMS AND METHODS.....	13
FINDINGS.....	19
HATE VIOLENCE MURDERS (20)	
MOST IMPACTED IDENTITIES (22)	
HATE VIOLENCE SURVIVOR AND VICTIM DEMOGRAPHICS (28)	
TRENDS IN ANTI-LGBTQH VIOLENCE (33)	
POLICE RESPONSE (36)	
CHARACTERISTICS OF HATE VIOLENCE OFFENDERS (40)	
DISCUSSION.....	45
RECOMMENDATIONS.....	53
CONCLUSION.....	58
LOCAL ANTI-LGBTQH HATE VIOLENCE DATA.....	59
APPENDIX.....	93
NCAVP MEMBER LIST (95)	
NCAVP INTAKE FORM (99)	

EXECUTIVE SUMMARY

Despite reflecting an overall drop in reports of anti-LGBTQH hate violence, NCAVP's 2011 hate violence report reveals the highest number of hate violence murders ever recorded. The increase in murders in 2011 suggests a continuing increase in the severity of violence facing LGBTQH communities. As found in previous years, hate violence continued to impact transgender people, people of color, and transgender people of color disproportionately. Data from 2011 also showed that young people under the age of 30 were more likely to experience hate violence. Consistent with previous years, white gay non-transgender men represented the largest group of hate violence survivors and victims in 2011 showing that despite the disproportionate impact on transgender and people of color communities hate violence remains a pervasive and persistent issue for all LGBTQH people. These findings continue to shed light on the importance of prevention, strategic response, research, and accurate reporting of hate violence as it affects LGBTQH communities.

KEY FINDINGS

- **Reported incidents:** Reports of anti-LGBTQH hate violence decreased by 16% (2,503 in 2010, 2,092 in 2011).
- **Hate violence murders:** Anti-LGBTQH murders increased from 27 in 2010 to 30 in 2011, an 11% increase. This reflects the highest number of murders ever recorded by NCAVP. 87% of all murder victims in 2011 were people of color yet LGBTQH people of color only represented 50% of total survivors and victims. 50% of murder victims in 2011 were non-transgender men, 40% were transgender women, 7% were non-transgender women, and 3% were gender non-conforming. Transgender women were also disproportionately murdered only representing 10% of overall survivors.
- **Most Impacted Communities:** Gay people, LGBTQH people of color, immigrants, transgender people, youth, and young adults were disproportionately impacted by hate violence in 2011.
 - Gay people were 1.5 as likely to require medical attention as overall survivors and victims.
 - LGBTQH undocumented immigrants were 2.31 times as likely to experience physical violence.
 - LGBTQH people of color were 3.13 times as likely to experience injuries as compared to overall survivors.
 - Transgender people were 1.76 times as likely to require medical attention as compared to overall survivors and were 1.67 as likely to experience police violence.
 - Transgender people of color were 2.38 times as likely to experience police violence and 1.85 as likely to experience discrimination.
 - People under 30 were 2.56 times as likely to experience hate motivated sexual violence and 2.41 times as likely to experience physical violence.
 - LGBTQH people of color under 30 were 2.06 times as likely to experience police violence.
- **Hate violence survivors and victim demographics:** Almost half of survivors (46%) identified as gay, 24% of survivors identified as lesbian. Bisexual survivors represented 9% of total survivors in 2011. All

these identities remained relatively consistent from 2010 to 2011. Half (50%) of total hate violence survivors identified as men, with women representing the second highest number of reports (34%), which is a decrease from 44% in 2010. Transgender identified survivors represented 18% of all survivors, which is a slight increase from 16% in 2010. Immigrant survivors represented 27% of survivors an increase from 2010 when immigrant survivors represented 8% of

- **Police Response:** Only 52% of survivors reported their incidents to the police a slight increase from 2010 (47%). Of those who interacted with the police, 18% reported that the police attitudes were hostile, remaining consistent with 2010 (16%). 55% of survivors who reported to the police received bias crime classification.
- **Characteristics of hate violence offenders:** Non-transgender men made up the highest proportion of hate violence offenders in both 2010 and 2011, with a decrease in the number of non-transgender men in 2011 (60% in 2011, 76% in 2010). More than half of offenders whose racial/ethnic identity were white (51%) and almost one fifth (18%) of offenders were acquaintances or friends of survivors, which marks a clear increase from the 10% reported in 2010. Police make up 9% of offenders.
- **Characteristics of sites of incidents:** Site types remained consistent between 2010 and 2011. The most common site type remains private residence (18% in 2011, consistent with 17% in 2010).

RECOMMENDATIONS

FOR POLICYMAKERS AND FUNDERS IN BRIEF

End the root causes of anti-LGBTQH violence through ending poverty and anti-LGBTQH discrimination

- Federal, state, and local governments should enact non-discrimination laws and policies that protect LGBTQH communities from discrimination.
- Federal, state, and local governments should implement employment programs and economic development opportunities for LGBTQH people, particularly LGBTQH people of color, transgender people, and LGBTQH youth and remove barriers to access governmental assistance for these communities.

End the homophobic, biphobic, and transphobic culture that fuels violence:

- Policymakers and public figures should promote safety for LGBTQH people by denouncing homophobic, biphobic, and transphobic statements, laws, and programs.
- Policymakers should support alternative sentencing programs to encourage behavior change for hate violence offenders.
- Federal, state, and local governments should reduce reporting barriers for LGBTQH survivors and mandate trainings that increase first responders' knowledge and competency on serving LGBTQH survivors of violence.

Collect data and expand research on LGBTQH communities overall particularly data and research on LGBTQH communities' experiences of violence.

- Federal, state, and local governments should collect and analyze data on LGBTQH hate violence survivors and victims when it is safe to do so whenever demographic information is requested.

End police profiling and police violence against LGBTQH people.

- Federal, state, and local governments should enact policies that prohibit police profiling based on sexual orientation, gender identity, gender expression, and race.
- Policymakers should ensure that police officers are investigated and held accountable for homophobic, biphobic, and transphobic harassment and violence.

Increase funding for LGBTQH anti-violence support and prevention.

- Federal, state, and local governments should fund programs that increase government support for LGBTQH anti-violence projects by including LGBTQH specific funding in all funding streams.
- Federal, state, and local governments should recognize that violence against LGBTQH people, particularly the communities at severely high risk of murder, as a public health crisis and support initiatives to prevent this violence.

- Public and private funders should support programs that provide training and technical assistance on serving LGBTQH survivors of violence to anti-violence grantees.
- Public and private funders should support community-based hate violence prevention initiatives to target programming within communities that are disproportionately affected by violence or underreporting their incidents of violence.
- Public and private funders should ensure that all anti-violence grantees are required to have non-discrimination policies that include protection from discrimination based on sexual orientation and gender identity or expression.

INTRODUCTION

The 2011 LGBTQH hate violence report highlights annual and multi-year trends grounded in contemporary research to give policymakers, LGBTQH communities, and anti-violence practitioners a wide-ranging viewpoint on the current dynamics in homophobic, biphobic, and transphobic, hate violence. It represents the most in-depth information to date on anti-LGBTQH hate violence available throughout the U.S. including: detailed demographic information on survivors and victims of violence, information on hate violence offenders, and data on police and medical response to anti-LGBTQH incidents of violence.

Comprehensive data on LGBTQH communities in the United States is extremely limited making it challenging for NCAVP to compare its data on LGBTQH survivors to data on overall LGBTQH communities. The U.S. Census and the American Community Survey, the main data collection surveys for the federal government, and the National Crime Victimization Survey, the federal survey on violence in the U.S., contain no questions on sexual orientation or gender identity. The only comparable data to NCAVP's hate violence report is the "Hate Crime Statistics" report annually released by the FBI's Criminal Justice Information Services Division. This report documents hate crimes motivated by sexual orientation bias that local law enforcement agencies report to the FBI annually. The FBI is currently working to collect information on hate crimes motivated data on bias based on gender identity in accordance with the Matthew Shepard James Byrd Jr. Hate Crime Prevention Act, but this information is not currently published.³ While the FBI has not yet released the 2011 Hate Crime Statistics report, in 2010 NCAVP documented nearly 1,000 more survivors and victims of hate violence than the FBI (1,528 survivors and victims compared to 2,503 survivors and victims).⁴ While the FBI tracks hate crimes and NCAVP tracks hate violence including incidents that may not reported to law enforcement or that law enforcement may not classify as a hate crime, NCAVP finds the stark difference between the numbers of incidents disconcerting.

DEFINITIONS USED IN THIS REPORT

Gender identity: A term that describes to how an individual describes their gender. A person's gender identity may be different than social norms and/or stereotypes of the sex they were assigned at birth. There are a wide range of gender identities and expressions, including identifying as a man, woman, identifying as neither, and identifying as gender non-conforming.

Gender non-conforming: A term that describes a person whose gender expression is different from the societal expectations based on their assigned sex at birth. This term can refer to a person's gender identity or gender role and refers to someone who falls outside or transcends what is considered to be traditional gender norms for their assigned sex.

Sexual orientation: A term that describes a person's physical or emotional attraction to people of a specific gender or multiple genders. It is the culturally defined set of meanings through which people describe their sexual attractions. Sexual orientation is not static and can shift over time.

³ FBI Criminal Justice Information Services Division 2010 Hate Crimes Report. Accessed from <http://www.fbi.gov/about-us/cjis/ucr/hate-crime/2010/tables/table-4-offenses-offense-type-by-bias-motivation-2010.xls> on May 5, 2012.

⁴ Ibid.

In June of 2011, the Centers for Disease Control and Prevention (CDC) released a report assessing health risks and behavior among LGBT youth. This groundbreaking report provided expanded the data on anti-LGBTQH violence among young people and specifically highlighted the disproportionate violence experienced by LGB youth. This report found LGB youth were more likely to be threatened or injured with a weapon on school property, more likely to not go to school because of safety concerns, and more likely consider and attempt suicide.⁵ NCAVP welcomes the trend of federal attention on the plight of anti-LGBTQH violence and the increasingly more inclusive federal data collection systems.

Without comprehensive data about LGBTQH communities, policymakers, advocates, direct service providers, and organizers have less information on the dynamics of anti-LGBTQH hate violence and are less able to create programs that increase safety and support for all LGBTQH communities. This lack of LGBTQH-specific hate violence data and research reduces LGBTQH anti-violence programs ability to measure and evaluate the impact of their programs. It also affects anti-violence program's ability to tailor programming to the communities in the most severely impacted by violence.

Recognizing the unique and critical role that NCAVP's hate violence report serves, NCAVP continually strives to ensure that this report is accessible to multiple audiences, reflects the current lived experiences of LGBTQH communities, and provides practical tools to assist anti-violence programs and policymakers working to end anti-LGBTQH hate violence. In this year's report NCAVP expanded its person-level data including research questions that examined the impact of homophobic, biphobic, and transphobic violence across age and immigration status to allow us to better measure the impact of hate violence against LGBTQH immigrants and youth. This report also includes two new sections to support readers in their efforts to address hate violence including: a discussion section which compares our data against current research on LGBTQH hate violence and a best practices section to give anti-violence programs specific recommendations to tailor their programming to best support LGBTQH survivors based on the findings NCAVP documented in 2011.

In light of the many victories for LGBTQH communities in 2011, it is important to remember the ways in which violence continues to affect all members of LGBTQH communities. The increasing severity of hate violence LGBTQH

WORKING DEFINITIONS USED IN THIS REPORT

CONTINUED...

Lesbian: A term that describes a person who identifies as a woman who is primarily or exclusively attracted to other people who identify as women.

Gay: a term that describes a person who identifies as a man who is primarily or exclusively attracted to other people who identify as men. It is also sometimes used as a term to describe LGBTQ communities.

Bisexual: a term that describes a person who is attracted to men and women or people of multiple genders.

Transgender: an umbrella term used to describe a continuum of individuals whose gender identity and how it is expressed, to varying degrees, are different than the sex they were assigned at birth. Transgender identity relates to a person's gender identity.

Queer: a political and sometimes controversial term that some LGBT people have reclaimed, while others still consider derogatory. Used frequently by younger LGBTQ people, activists, and academics, the term is broadly inclusive, and can refer either to gender identity, sexual orientation, or both. It is also sometimes used as a term to describe LGBTQ communities.

⁵ Centers for Disease Control and Prevention "Sexual Identity, Sex of Sexual Contacts, and Health-Risk Behaviors Among Students in Grades 9–12 — Youth Risk Behavior Surveillance, Selected Sites, United States, 2001–2009". 2011. Accessed from: <http://www.cdc.gov/mmwr/pdf/ss/ss60e0606.pdf> on May 14, 2012

communities face only reinforces the need to find new ways to reduce hate violence by advocating and organizing for legislative, policy, and cultural change on local, state, and national levels.

**WORKING DEFINITIONS
USED IN THIS REPORT****CONTINUED...**

HIV-affected: a term that describes HIV-positive people, people living with AIDS, and includes partners, friends, lovers, family members, and the community of people who are impacted by HIV/AIDS.

Hate violence: a bias incident and is any expression (spoken, written, symbolic, or other form) which is motivated by some form of prejudice-based racial group, religion, sexual orientation, disability, class, ethnicity, nationality, age, or gender identity or political affiliation. *Hate violence does not necessarily constitute a crime.*

METHODOLOGY

How organizations collected the data

This report contains data collected in 2011 by NCAVP member programs. Sixteen NCAVP members and ally organizations across sixteen states submitted data to NCAVP. Organizations collected this information from survivors who contacted LGBTQH anti-violence programs in person, by calling a hotline, or by making a report online. Most NCAVP member programs used NCAVP's Uniform Incident Reporting Form to document the violence that occurred to these individuals, others have adapted and incorporated the form into other data collection systems, and some member programs collected surveys to document hate violence incidents. In 2011, NCAVP continued to use data collection tools that were developed with consultants for the 2010 report. With the use of these tools, NCAVP was able to collect aggregate data from local organizations, and person-level data that gives policy makers, first responders, and LGBTQH communities a comprehensive depiction of anti-LGBTQH hate violence. Person-level data allowed NCAVP to anonymously analyze multiple facts about one victim or survivor. This allowed us to analyze trends in hate violence such as, whether or not types of violence varied across LGBTQ survivor's identities (i.e. "do women experience more physical violence?"). It also allowed us to examine survivors with multiple intersecting identities such as gay youth and the types of violence or police response that they faced.

THE FOLLOWING ORGANIZATIONS CONTRIBUTED TO THIS YEAR'S REPORT:

Person Level and Aggregate:

Buckeye Region Anti-Violence Organization (BRAVO) (Columbus, OH)

Center on Halsted (Chicago, IL)

Community United Against Violence (CUAV) (San Francisco, CA)

Equality Michigan (Detroit, MI)

Fenway Health Violence Recovery Program (Boston, MA)

Gay Alliance of the Genesee Valley Anti-Violence (Rochester, NY)

Montrose Counseling Center (Houston, TX)

New York City Anti-Violence Project (AVP) (New York, NY)

SafeSpace at the RU12? Community Center (Winooski, VT)

Sean's Last Wish (Greenville, SC; data also reflects reports from North Carolina and Georgia)

Southern Poverty Law Center (located in Montgomery, AL but collects national hate violence data)

Wingspan Anti-Violence Programs (Tucson, AZ)

Aggregate Only:

Colorado Anti-Violence Program (CAVP) (Denver, CO)

Los Angeles Gay & Lesbian Center (Los Angeles, CA)

Kansas City Anti-Violence Project (KCAVP) (Kansas City, MO; data reflects reports from Kansas and Missouri)

OutFront Minnesota (Minneapolis, MN)

DATA COMPILATION AND ANALYSIS

With support from the Arcus Foundation, NCAVP worked with the Strength in Numbers Consulting Group to provide each member program with tailored support to submit data in ways that met their program's needs while remaining consistent across all organizations. The consultants cleaned and coded the data to compile it for both the aggregate and person-level data analysis. For the aggregate data, NCAVP compared data proportionally for each variable between 2010 and 2011 allowing NCAVP to accurately assess increases or decreases in violence, demographic shifts for survivors, or demographic shifts for offenders across these two years. For the person-level data, NCAVP consultants coded sixty-six variables on 1,079 survivors in order to explore the relationships between various identities and experiences in this report. This is a 79% expansion from 2010's person-level data set, which analyzed 850 survivors. NCAVP selected statistics for publication based upon their relevance, statistical significance ($p \leq 0.05$), and reliability. Additional data not included in the report may be available upon request by contacting NCAVP. In order to protect survivor confidentiality, not all information will be available to the public.

LIMITATIONS OF THE FINDINGS

The vast majority of this report contains information from largely LGBTQH-identified individuals who experienced hate violence and sought support from NCAVP member programs. Local member organizations then submitted data, which NCAVP compiled and analyzed for national trends. Since NCAVP only measures data collected from individuals who self-reported and from other public sources, it is likely that these numbers do not represent all incidents of violence against LGBTQH people in the United States. NCAVP's data may particularly omit populations such as incarcerated people, people in rural communities, people who may not know about their local anti-violence program (AVP), people where the closest AVP is too far away to reach, people who are not out or are uncomfortable with reporting, and people who face other barriers to accessing services or reporting. Therefore, while the information contained in this report provides a detailed picture of the individual survivors, it cannot and should not be extrapolated to represent the overall LGBTQH population in the United States. NCAVP members' capacity for data collection also varied based upon the programs' financial resources, technology, and other factors. These considerations resulted in some programs submitting partial information in some categories creating incomplete and dissimilar amounts of data for different variables within 2011's data set. Recognizing this, NCAVP and Strength in Numbers worked to address these issues for the most complete and consistent data set possible.

NCAVP reorganized some sections of the report this year, particularly the variables on immigration, gender identity, and ability. Though this made comparing data between 2010 and 2011 challenging, it also allowed NCAVP to more accurately track, report, and analyze this data. When comparable data is not available, it will be documented throughout the report. NCAVP has also reorganized some sections regarding the types of violence that people experienced to streamline these data categories and also increased the variables where people can report on categories that are not mutually exclusive to more accurately affect the ways that LGBTQH survivors identify (i.e. people can both identify as man and transgender in the 2011 report). These adjustments may mean that totals for these sections can be larger than the total reports and NCAVP will identify where this is the case. NCAVP also changed the gender identity category to use terms more inclusive of contemporary language around gender identity.

FINDINGS

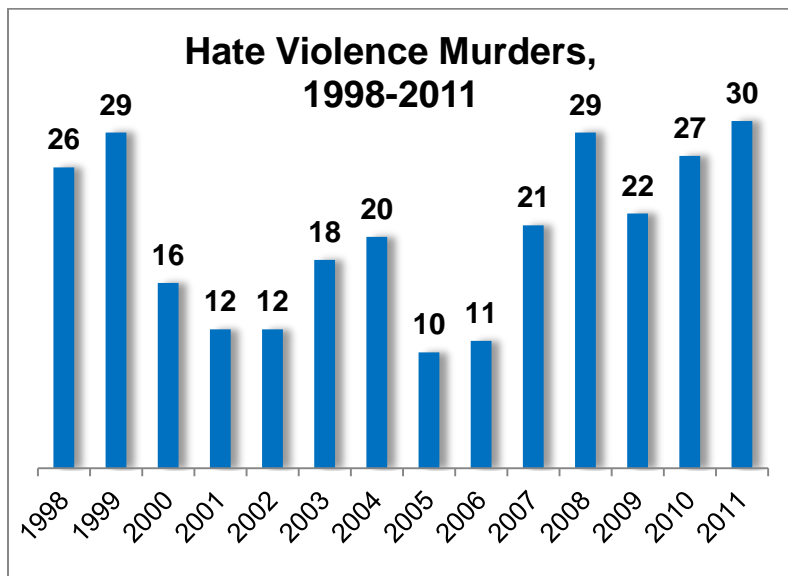
This year's findings contain both an analysis of aggregate data and an analysis of person level data. This person-level data allows NCAVP to measure the identities most impacted by anti-LGBTQH violence and trends in this violence overall.

MAJOR FINDINGS CONTAINED IN THIS SECTION:

- **Anti LGBTQH-violence: Key shifts since 2010:** Reports of anti-LGBTQH hate violence decreased by 16% (2503 in 2010 vs. 2092 in 2011).
- **Hate violence murders:** 30 hate violence murders were reported to NCAVP in 2011. This is the highest number of murders ever reported to NCAVP and represents 11% increase from 2010.
- **Hate violence survivors and victim demographics:** Almost half of survivors and victims (46%) identified as gay, remaining consistent with 2010 (48%), 24% of survivors and victims identified as lesbian, remaining consistent 2010 (26%). Bisexual survivors and victims remained the same from 2010 (9%) to 2011 (9%).
- **Most impacted identities:** In 2011, transgender people were 1.58 times as likely to experience injuries as non-transgender people. People of color were 2.84 times as likely to require medical attention and 3.13 times as likely to have been injured as a result of hate violence as compared to people who did not identify as people of color. Transgender people of color were 28% more likely to experience physical violence compared to people who were not transgender people of color. People under age 30 were more likely to experience sexual violence, require medical attention, and experience physical violence than people over age 30.
- **Trends in anti-LGBTQH violence:** The most common type of violence reported to NCAVP in 2011 was discrimination (23%), which represents a substantial increase from 2010 (12%). In 2011 18% of survivors experienced violence involving a weapon, a decrease from 40% in 2010. Fewer hate violence survivors and victims needed medical attention in 2011 decreasing from 45% in 2010 to 32% in 2011.
- **Police response:** Only 52% of survivors and victims reported to the police a slight increase from 2010 where 47% of survivors and victims reported to the police. Of the survivors and victims that reported, only 43% experienced courteous attitudes from the police this is a slight increase from 38% in 2010. The police classified 55% of survivors' and victim's incidents as hate crimes.
- **Characteristics of hate violence offenders:** Non-transgender men made up the highest proportion of hate violence offenders in both 2010 and 2011. The proportion of non-transgender men decreased in 2011 from 76% in 2010 to 60% in 2011. White people made up the highest proportion of hate violence offenders (51% in 2011, 42% in 2010).

HATE VIOLENCE MURDERS

NCAVP documented 30 anti-LGBTQH murders in 2011. This marks an 11% increase from 2010 (27 murders), and is the highest number of hate violence related murders ever recorded by NCAVP. This suggests an increase in the severity of hate violence affecting LGBTQH communities. This increase continues the trend of increasing and high numbers of anti-LGBTQH murders first seen in 2007. This high murder amount could reflect an increase in violence, a rise in reports, or both.



Hate violence murder demographics:

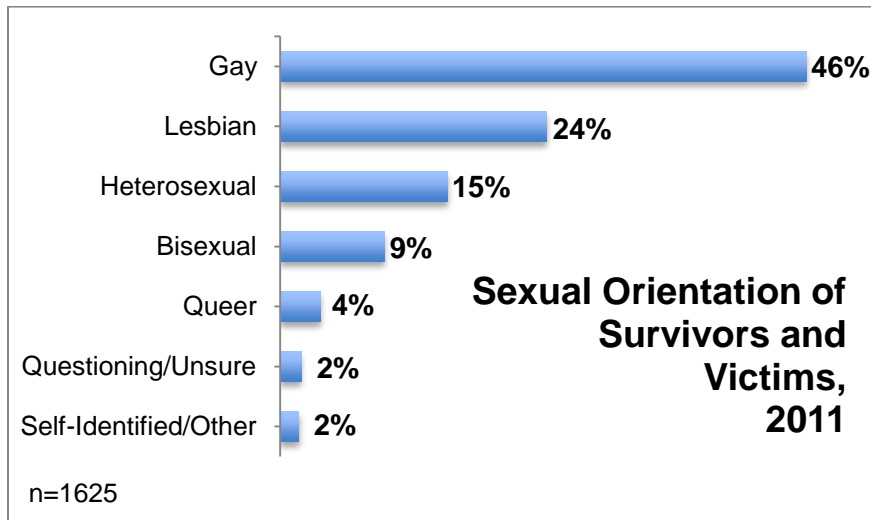
LGBTQH people of color represented 87% of the murders with Black people representing 47% of hate violence murders, Latinos/as representing 33% of murders, and Asians representing 7% of murders. LGBTQH people of color only represented 49% of overall reports highlighting the disproportionate impact of severe violence on these communities, a trend that NCAVP has been specifically documenting over the past 3 years. In terms of gender identity non-transgender men represented 50% of murder victims, transgender women represented 40% of murder victims, non-transgender women represented 7% of murder victims, and gender non-conforming people represented 3% of murder victims. Transgender women were also disproportionately impacted by murder, only representing 10% of total hate violence survivors and victims. Non-transgender men represented 50% of total reports therefore the murder number of non-transgender men does not show a disproportionate impact of hate violence murders on this community. This statistic does highlight a critical need to create strategies to prevent violence against and support LGBTQH identified men who are hate violence survivors.

These statistics suggest that transgender women, people of color, non-transgender men, and transgender people of color are experience a greater risk of severe hate violence than other LGBTQH people. Given that this data is in part based on media reports, it is unlikely this represents an increase of reporting among these groups. Instead, these statistics indicate that that bias based on gender identity, race, and the intersection of race and LGBTQH identity is pervasive throughout the United States. This also highlights a need to increase research on the impact of

severe hate violence on these communities. Additionally, in 2011, 20% of all hate violence murders were known to have been related to sex work at this time of the murder. This remains consistent with 2010's findings where 18% of anti-LGBTQH murders were connected to sex work. People who engage in sex work often face an increased risk of violence and particularly severe forms of violence.⁶ These statistics suggest that the connection between hate violence and sex work needs further research and documentation.

⁶ The Journal of the American Medical Association, "Violence, Condom Negotiation, and HIV/STI Risk Among Sex Workers", Accessed from: <http://jama.jamanetwork.com/article.aspx?volume=304&issue=5&page=573> on May 2012

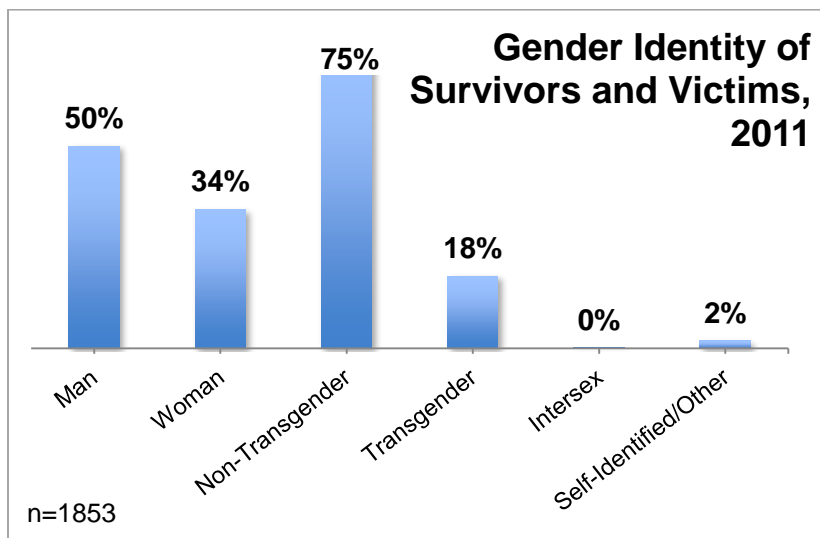
Overall Findings from Aggregate Data (Survivor and Victim Demographics)

SEXUAL ORIENTATION

In 2011, gay people represented the highest percentage of survivors and victims (46%). This is consistent with 2010's findings. Lesbians represented 24% of survivors and victims in 2011; this is also similar to 2010's findings (26%). People who identified as heterosexual represented 15% of survivors and victims in 2011, an increase from 10% in 2010.⁷ Bisexual survivors represented 9% of survivors and victims in 2011, which is identical to 2010 (9%). NCAVP members believe that the large amount of gay survivors and victims resulted from the historical relationship many programs have with the gay community. Many anti-violence programs were founded by gay non-transgender men to address issues of violence against this community. Additionally, anti-violence programs may have more experience in reaching gay men and may exist in locations where many live and where gay people feel more comfortable. Anti-violence projects may also receive fewer reports from other LGBTQH survivors and victims if their outreach events are oriented towards gay non-transgender men. NCAVP members have also observed in some communities fewer LGBTQH people are identifying with the term "lesbian" and are using other terms, such as "Queer" or "Gay." This could also affect these statistics. However, for some anti-violence programs, the proportions of reports received from lesbians are higher than the NCAVP's overall average. These programs, such as OutFront Minnesota in Minneapolis, Minnesota and BRAVO in Columbus, Ohio have long-term and targeted outreach efforts within lesbian communities. The rise in incidents from heterosexual identified people could be connected to the rise in transgender survivors and victims reporting to NCAVP since these increases are similar. This idea is also backed up by the fact that the majority of transgender survivors and victims who reported to NCAVP also identified as heterosexual.

⁷ Within NCAVP's data, "heterosexual" can reflect many different identities. Both transgender and HIV-affected people may also identify as heterosexual. Some survivors do not identify as LGBTQH, but were targeted because they were perceived to be. Still other respondents in this category may identify as non-transgender, non-HIV affected heterosexuals who may feel more reporting to an LGBTQH-identified anti-violence program than to a mainstream organization because anti-violence programs are generally more inclusive of all sexual orientation and gender identities.

GENDER IDENTITY

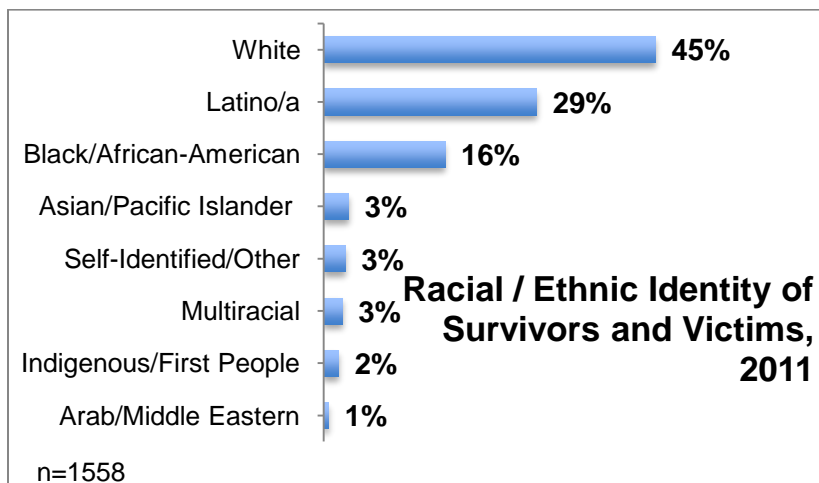


In 2011, half (50%) of total hate violence survivors and victims identified as men, which is consistent with 2010 (53%). Women represented the second highest (34%) gender identity in 2011, which is a decrease from 2010, when women represented 44% of survivors. Transgender identified survivors and victims represented 18% of the total, a slight increase from 2010 (16%). Further, many of the survivors identified in multiple ways 32% of women also identified as transgender, 5% of men also identified as transgender, 73% of transgender people also identified as women, and 19% of transgender people also identified as men. NCAVP members ensure that survivors and victims can identify with multiple genders if they prefer to in order to respect survivors and victims' identities.⁸

Non-transgender men and non-transgender women may make up the largest proportions of survivors because they may be more comfortable reporting violence to anti-violence programs due to their communities having long term histories with LGBTQH anti-violence programs. The decrease in reports from women may result from decreased outreach or diminished capacity from anti-violence programs to specifically target women. Despite these figures, transgender people are overrepresented within NCAVP's data as compared to LGBTQH communities overall. This stems from the disproportionate impact of violence on these communities.

⁸ NCAVP members document the gender identity or identities that are disclosed to them.

RACIAL/ETHNIC IDENTITY

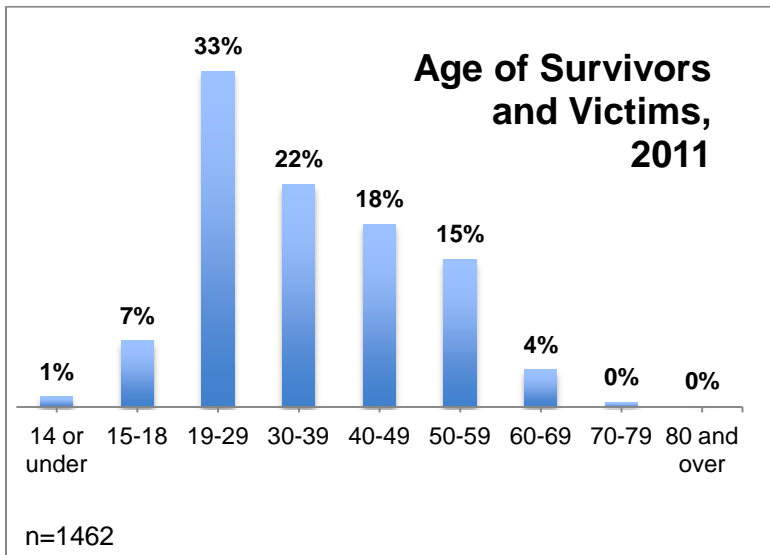


White survivors and victims represented the largest proportion of survivors and victims in 2011 (45%). This is consistent with 2010 (45%). Latinos/as survivors and victims represented 29% of overall survivors and victims, the second highest group, which is a slight increase from 2010 (24%). Black and African American survivors and victims represented the third highest group of survivors, making up 16% of total survivors, which is also consistent with 2010 (16%). Asian and Pacific Islander, multiracial, and other self-identified survivors and victims each made up 3% of the total survivors and victims. Indigenous and First People made up 2% of overall survivors and victims. Arab and Middle Eastern survivors and victims represented 1% of the total. These identities remained fairly consistent with the 2010, in which Asian/Pacific Islander survivors made up 4%, Indigenous/First People made up 2% of survivors, Arab/Middle Eastern survivors made up 1%, self-identified survivors made up 5% and multiracial survivors made up 3% of total survivors and victims.

Consistent with 2010, white survivors and victims are underrepresented within NCAVP's reports. White people made up 72% of the general population within the United States in 2011, but they made up only 45% of NCAVP's survivors and victims.⁹ Latinos/as are also overrepresented within NCAVP's reports, representing 16% of people in the U.S. and making up 29% of NCAVP's reports. Black and African American people are slightly overrepresented within NCAVP's reports, representing approximately 13% of the general population but making up 16% of reports. To some degree, these figures may reflect a higher percentage of people of color living in regions covered in this report. This report contains data from states known for high Latino/a populations such as: Arizona, California, Colorado, Illinois, New York, and Texas. This may result in a higher proportion of Latinos/as than whites among NCAVP's data set. Many programs also reside in regions with high populations of Black and African American people. These figures also reflect that LGBTQH people of color are at higher risk for violence, something that NCAVP's 2011 and 2010 murder statistics also highlight. Finally, these numbers could also demonstrate NCAVP's member program's dedicated outreach efforts within communities of color.

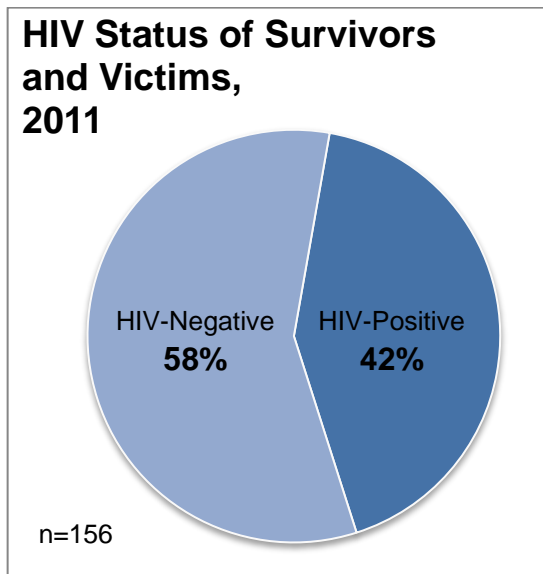
AGE

⁹ U.S. Census Bureau. "State & county Quickfacts: Data derived from Population Estimates, American Community Survey" (2012, January 12). Accessed from: <http://quickfacts.census.gov> on May 25, 2012.



Ages 19-29 represented a third (33%) of total hate violence survivors and victims in 2011. This is the largest age group increase from 2010 (25% in 2010) to 2011. Ages 30-39 represented 22% of reports, consistent with 24% in 2010. Ages 40-49 made up 18% of reports, which is a slight increase from 22% in 2010. People ages 50-59, represented 15% of reports in 2011 which is consistent with 14% in 2010. Ages 60 and above continue to be the least represented age group (4%) and remained fairly consistent with 2010 (5%). The prevalence of reports from young people may result from several factors. Many of NCAVP's member groups have programming and outreach directly targeted to young people such as the Branching Seedz of Resistance youth organizing project of the Colorado Anti-Violence Program and the KC LOVE project of the Kansas City Anti-Violence Project.

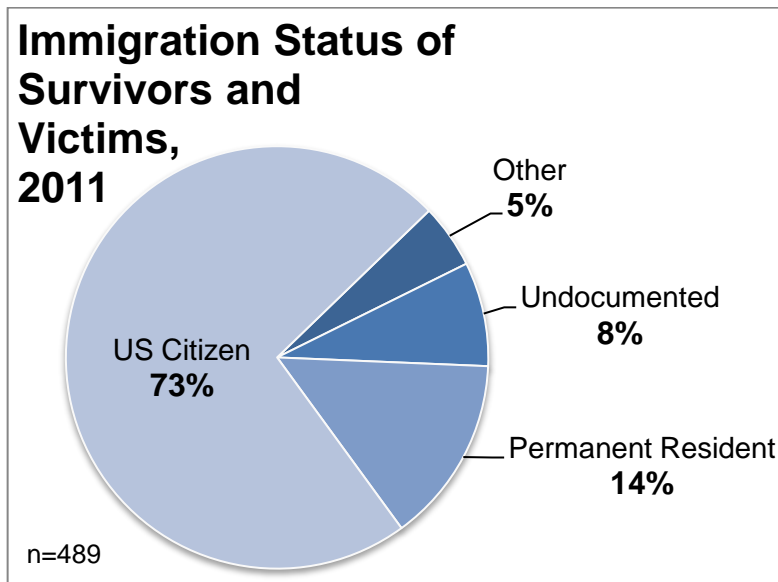
HIV STATUS



Of survivors who disclosed their HIV status in 2011, 42% were HIV-positive and 58% were HIV-negative.¹⁰ This reflects a higher proportion of HIV-positive individuals than the overall population with 0.3% of the U.S. population estimated to be HIV-positive. This high proportion of HIV-affected community members can suggest an increased risk of violence for HIV-affected people. Many NCAVP member programs' have outreach initiatives that focus in HIV-affected communities, which can also lead to a high proportion of HIV-affected community members reporting hate violence. While the percentage of people who were HIV-positive was much higher in NCAVP's sample than the percentage nationwide, a low number of survivors and victims (156) provided this information to NCAVP. This could be due to the sensitive nature of discussing HIV-status and may mean that these statistics may not be fully reflective of all the survivors and victims that NCAVP worked with.

¹⁰ This variable was changed in 2011 and the 2010 comparison is not available.

IMMIGRATION STATUS



73% of survivors and victims who disclosed their immigration status in 2011 were US citizens, a decrease from 92% in 2010. 14% of survivors and victims were permanent residents in 2011 which reflects an increase from 5% in 2010, and 8% were undocumented, which is also an increase from 3% in 2010. Undocumented residents made up approximately 4% of the total US population in 2011.¹¹ The over-representation of undocumented survivors and victims suggests that LGBTQH undocumented people are more vulnerable to hate violence than documented survivors and victims. The number of undocumented survivors and victims may not reflect the overall proportion of hate violence survivors and victims as some undocumented survivors and victims are reluctant to report incidents because of pending legal proceedings or fear of having their immigration status revealed. This overrepresentation also suggests that NCAVP members have built strong relationships with LGBTQH undocumented and immigrant communities.

PEOPLE WITH DISABILITIES

People with disabilities reported more incidents in 2011 than in 2010. In 2011 11% of survivors and victims reported having a disability, remaining consistent with 2010 (8%). In addition, more survivors disclosed their disability status in 2011 than 2010, with not disclosed substantially decreasing from 91% in 2010 to 69% in 2011. NCAVP members focused on increasing this data in 2011 to give a more in depth picture of the intersection between ability and anti-LGBTQH hate violence. Of those who reported disabilities, the largest proportion of survivors and victims reported having physical disabilities. However, a sizeable amount of survivors and victims also reported mental disabilities. LGBTQH survivors and victims with disabilities can face increased risk of hate violence in addition to specific barriers to both law enforcement as well as medical assistance in the aftermath of an incident of violence. NCAVP will continue to document and research the intersection of anti-LGBTQH hate violence and ability to better respond to the need of LGBTQH survivors and victims with disabilities.

¹¹ Pew Research Center, "Unauthorized Immigrant Population: National and State Trend 2010". Accessed from: <http://www.pewhispanic.org/2011/02/01/unauthorized-immigrant-population-national-and-state-trends-2010/> on May 15, 2012.

MOST IMPACTED IDENTITIES

NCAVP's person-level data allows us to highlight the identities that are most impacted by different types of hate violence. Similar to findings for 2010, this year's data suggests that people of color, transgender people, and transgender people of color experience more severe and deadly forms of violence while simultaneously having less access to anti-violence services and support. Transgender people of color represent a disproportionate amount of reports of anti-LGBTQH violence because of unique intersections of identities and experiences of violence. The data for 2011 also highlights the specific ways in which people under the age of 30 are disproportionately affected by sexual, physical, and police violence. The person-level findings below help to describe the ways in which these identities are specifically impacted by hate violence to assist policymakers and practitioners to craft specific programs, policies, and laws to address this violence.

Transgender communities: Transgender people are more at risk for severe violence but less likely to receive law enforcement assistance; transgender women are particularly at risk.

Transgender people were more likely to experience severe forms of violence and discrimination. The breadth and severity of violence reported by transgender people in 2011 highlights the specific vulnerability of transgender communities, particularly in contrast to the overall sample. Transgender people were 1.74 times as likely to experience discrimination compared to non-transgender people.¹² Transgender people were also 1.58 times as likely to experience injuries because of hate violence.¹³ Transgender people were 1.76 times as likely to require medical attention due to hate violence as compared to the overall sample.¹⁴ These statistics highlight a crucial issue that transgender people are disproportionately impacted by severe forms of violence and discrimination. Transphobic discrimination can be a barrier to accessing law enforcement assistance and medical assistance. This barrier places transgender survivors and victims at a critical intersection between severe forms of violence and decreased access to support. NCAVP needs to further examine these dynamics in addition to researching specific programs to address the severity of anti-transgender violence.

Transgender people were less likely to receive hate crime classification from police and more likely to experience police violence. Transgender people were 45% less likely to see police classify their incident as hate violence compared to non-transgender people.¹⁵ Transgender people were also 1.67 times as likely to experience police violence compared to non-transgender people.¹⁶ Transphobia among law enforcement, whether it impacts the investigation of a transphobic hate crime, or is a motivator in police violence against transgender people is a critical issue for ensuring the safety for these communities.

Transgender women were more likely to experience harassment and sexual violence. NCAVP's data also suggests that transgender women are more likely to experience harassment and sexual violence. These themes in

¹² n=911, 95% CI=1.22,2.46

¹³ n=327, 95% CI=0.85,2.92

¹⁴ n=313, 95% CI=0.94,3.27

¹⁵ n=148, 95% CI=0.19,1.61

¹⁶ n=785, 95% CI=1.10,2.54

the data require more research and exploration but resonate with the daily realities that NCAVP member programs observe in their work to support transgender women survivors and victims.

LGBTQH PEOPLE OF COLOR

In 2011, LGBTQH-identified people of color were more likely to experience severe forms of violence and require medical attention. These statistics highlight the stark reality of the increasing risk of violence for communities with multiple marginalized identities.

LGBQ People of color were more likely to experience injuries and require medical attention because of hate violence. People of color were 3.13 times as likely to experience injuries due to of hate violence as compared to the overall sample. People of color were also 2.84 times as likely to require medical attention as a result of hate violence.¹⁷ These statistics highlight the severe and measurable way having intersecting marginalized identities can increase the impact of violence for LGBTQH people of color.

People of color were more likely to receive hate crime classification. People of color were 2.07 times more likely to see police classify their incident as hate violence compared to the overall sample.¹⁸ This finding was the opposite of many NCAVP members' regular experiences with LGBTQH people of color. Therefore it may be linked to the severity of hate violence that LGBTQH people of color experience. NCAVP members regularly observe that severe forms of violence can increase the possibility of law enforcement classifying the incident as a hate crime.

People of color were less likely to experience harassment. People of color were 41% less likely to experience harassment than the overall sample.¹⁹ This was very interesting due to the contrast between this and the disproportionately severe forms of violence that people of color experience. This finding most likely results from LGBTQH people of color being less likely to report harassment to LGBTQH anti-violence programs for less severe forms of violence.

¹⁷ n=260, 95% CI=1.71,4.72

¹⁸ n=119, 95% CI=0.996,4.33

¹⁹ n=757, 95% CI=0.44,0.79

Different racial or ethnic identities may experience different types of violence. People of color of different racial or ethnic identities experience different forms of violence, which may be specific to their communities. Latino/a people were 22% more likely than the overall sample to report that the police were indifferent or hostile towards them.²⁰ Black people were 19% more likely to experience physical violence compared to the overall sample.²¹

Transgender people of color

Transgender people of color experience violence at the intersection of race and gender identity, and are disproportionately affected by several forms of violence. Transgender people of color are more at risk for physical violence, more likely to experience barriers to reporting to law enforcement, and more likely to experience police violence. This combination of factors calls for deeper research and actions as it places transgender people of color in the dangerous situation of having an increased vulnerability to violence and less access to support.

Transgender people of color were more likely to experience discrimination, physical violence, and police violence. Transgender people of color were 1.85 times as likely to experience discrimination as the overall sample.²² This was similar but slightly higher than the degree of discrimination that transgender people face suggesting that the intersections between racial and ethnic discrimination with transphobic discrimination can have a measurably higher impact on transgender people of color survivors and victims. Transgender people of color were also 28% more likely to experience physical violence compared to people who were not transgender people of color.²³ NCAVP's data also highlights that transgender people of color were 2.38 times as likely to experience police violence compared to people who were not transgender people of color.²⁴ This was also higher than the amount of police violence that transgender people faced also highlighting the impact of the intersection of race, ethnicity, and transphobia on transgender people of color police violence survivors and victims.

Youth and Young Adults

Multiple forms of violence in 2011 including sexual violence, physical violence, and police violence disproportionately affected youth and young adults. Young people may be more vulnerable to violence and may also represent the highest proportion of all survivors and victims in 2011 because they have less access to resources, experience family rejection, or family based homophobic, biphobic, and transphobic bias and violence. Their increased vulnerability can also result from, settings in which LGBTQH young people may be at greater risk for violence, such as school or the foster care system.

²⁰ n=185, 95% CI=0.63, 2.38

²¹ n=653, 95% CI=.79,1.81

²² n=715, 95% CI=1.16,2.92

²³ n=624, 95% CI=0.77,2.10

²⁴ n=616, 95% CI=1.44,3.92

People under age 30 were more likely to experience physical violence. People under the age of 30 were 2.56 times as likely to experience sexual violence compared to those 30 and over.²⁵ People under the age 30 were 2.41 times as likely to experience physical violence compared to those 30 and over.²⁶ Those under the age of 30 were also 1.8 times as likely to require medical attention as a result of hate violence compared to people 30 and over.²⁷ This data highlights the critical need to increase access to support services and prevention initiatives to LGBTQH youth and young adults to address the increased risk of sexual violence and physical violence. This data also illustrates the need for programming to ensure adequate access to medical care for LGBTQH youth and young adult survivors of violence.

Youth and young adults of color were more vulnerable to police violence. Youth and young adults of color were more vulnerable to police violence and sexual violence than LGBTQH youth and the overall sample. People of color under age 30 were 2.06 times as likely to experience police violence compared to those who were not people of color under 30.²⁸ While this is not higher than the transgender people of color statistic, this does show that LGBTQH youth and young adults also face a disproportionately high risk of police violence.

Immigrants

In addition to being disproportionately impacted by violence LGBTQH immigrants can face barriers accessing supportive services due to language and cultural barriers, lack of culturally specific anti-violence programs, and an increased vulnerability to hate violence due to targeting based upon race, gender identity, sexual orientation, and immigration status.

Undocumented people were 2.31 times as likely to experience physical violence compared to the overall sample.²⁹ Undocumented immigrants were more vulnerable to physical violence due to the intersection of poverty and multiple marginalized identities. Many immigrants, particularly LGBTQH immigrants face challenges finding work that is legal and safe which can increase their risk for anti-LGBTQH violence as well.

Citizens were 12% more likely to experience police violence than non-citizens.³⁰ Many NCAVP members have observed the opposite of this statistics through their anti-violence work, showing an increased risk of multiple forms of violence for LGBTQH immigrants. However, this finding could speak to the chilling affect of recent anti-immigrant policies and programs such as the federal Secure Communities Program deterring LGBTQH immigrants from coming into contact with law enforcement or spending time in locations with a high police presence. NCAVP will continue to examine this finding within the next report since person level data on immigrant survivors and victims is new to this report.

²⁵ n=553, 95% CI=1.22,5.34

²⁶ n=520, 95% CI=1.62,3.6

²⁷ n=261, 95% CI=1.09,2.96

²⁸ n=640, 95% CI=1.38,3.10

²⁹ n=294, 95% CI=0.86,6.24

³⁰ n=293, 95% CI=0.60,2.09

Gender and Sexual Orientation

Gay people experienced severe forms of violence and higher rates of public violence.

Gay people were 1.5 times as likely to require medical attention as a result of hate violence compared to people who did not identify as gay.³¹ Within gay identified survivors, gay men were 41% as likely than the overall sample to require medical attention.³² Gay men were also 40% as likely than overall survivors and victims experience violence on a street or in a public area than the overall sample, a slight increase from gay identified survivors.³³ These findings show that gay men face a higher risk of severe violence particularly in public. This data is consistent with the murder demographics showing that gay men represented 50% of 2011 murder victims suggesting a potential link between public violence and severe violence against gay men.

Women were more likely to experience harassment. LGBTQH women were 1.5 times as likely to experience harassment as compared to the overall sample.³⁴ This finding suggests a need for increased research, programming, and documentation to development interventions to address harassment against LGBTQH identified women.

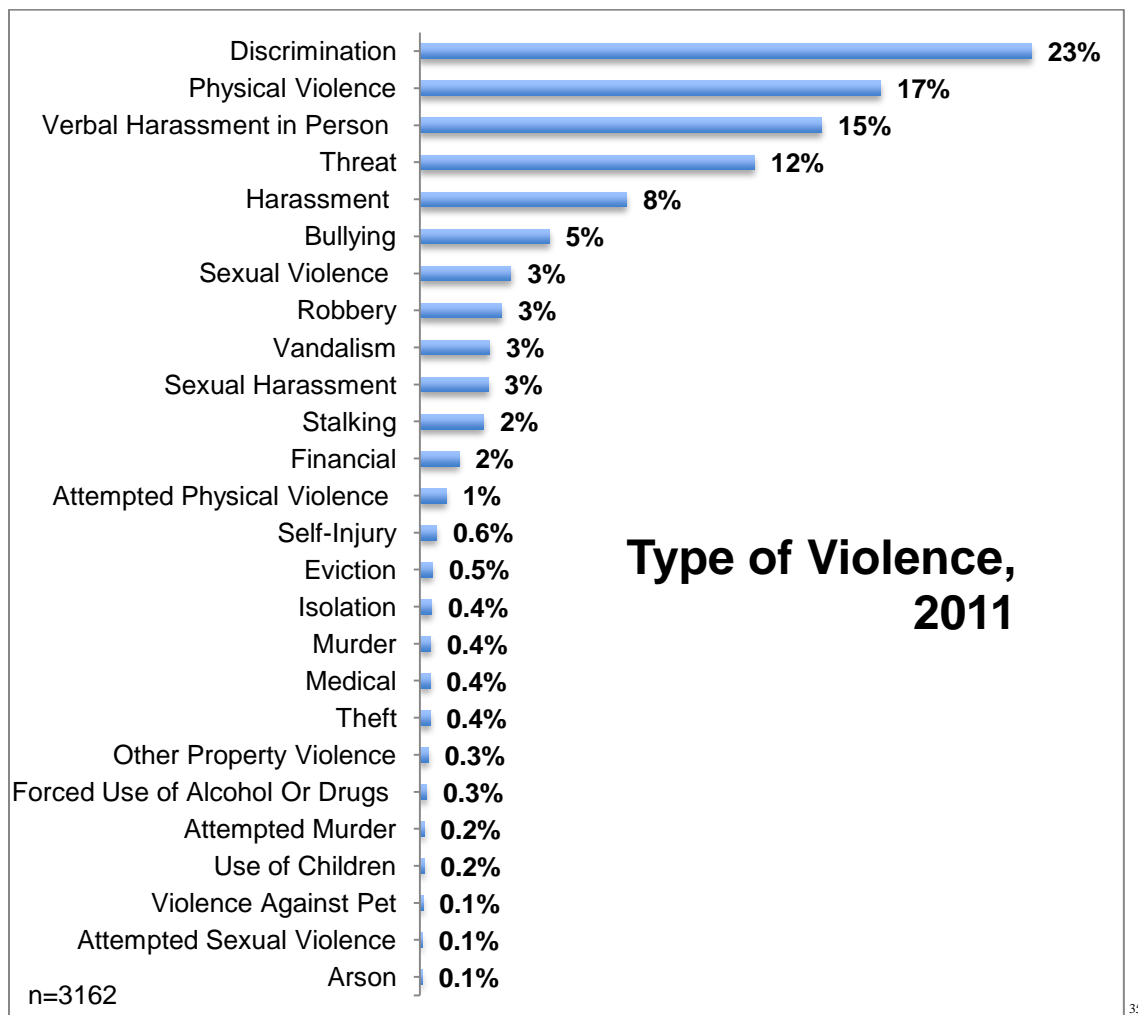
³¹ n=283, 95% CI=0.93,2.42

³² n=278, 95% CI=0.87,2.27

³³ n=765, 95% CI=1.02, 1.92

³⁴ n=911, 95% CI=1.15,1.96

TRENDS IN ANTI-LGBTQH HATE VIOLENCE



The most common type of violence reported to NCAVP in 2011 was discrimination (23%), which represents a substantial increase from 2010 (12%). In 2011, physical violence accounted for 17% of reports, which is a decrease from 29% in 2010. Verbal harassment was 15% in 2011, which is also a decrease from 25% in 2010. Threats made up 12% of incidents in 2011.³⁶ Harassment represented 8% of incidents in 2011, remaining consistent to 2010 (7%). Bullying³⁷ made up 5% of reported incidents in 2011. Sexual violence made up 3% of incidents in 2011, which is fairly consistent with 2010 (5%). Sexual harassment also made up 3% in 2011, which is also fairly consistent with 2010 (5%). Robbery also made up 3% of reported incidents in 2011, which is consistent with 2% in 2010. Vandalism represented 2.6% of incidents in 2011 a slight decrease from 7% of incidents in 2010. Financial violence represented 2% of incidents remaining fairly consistent with 2010 (0%). Stalking accounted for 2% of incidents in 2011 also remaining fairly consistent with 2010 (0%). All other categories of violence each made up less than 1% of all incidents, which is similar to their values for 2010. These findings point to the diversity of the types of violence LGBTQH people experience, and suggest a need to continue prevention and response efforts

³⁵ This n is higher than the total because respondents could indicate more than one form of violence.

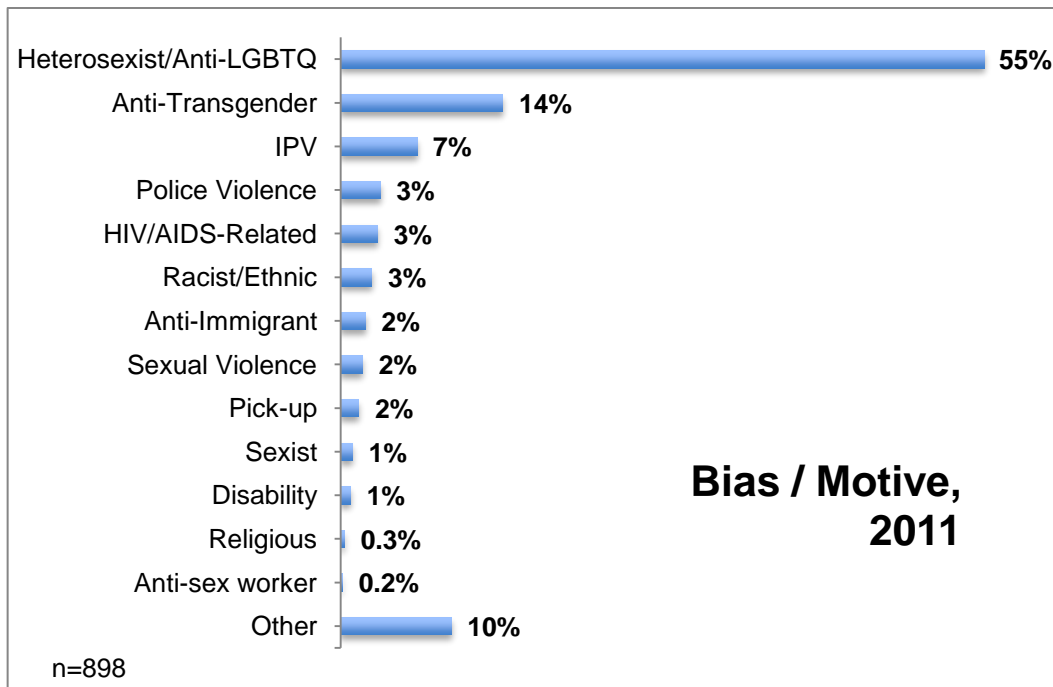
³⁶ This is a new variable for the 2011 report.

³⁷ Bullying was not tracked in 2010.

that include education that addresses different forms of anti-LGBTQH violence, ranging from anti-bullying education, to institutional change to end harassment. It is also important for practitioners and policymakers to develop responses to wide-ranging forms of violence to increase safety for survivors. NCAVP is concerned about the increase in discrimination because discrimination can be seen as a precursor to other forms of violence. This increase in discrimination points to a need to challenge violence at this stage in order to prevent it from escalating in the future.

Fewer survivors experienced violence involving a weapon

In 2011 18% of survivors experienced violence involving a weapon, a decrease from 40% in 2010. Common conceptions of severe forms of violence often assume that weapons were involved. Within NCAVP's dataset only a small proportion of hate violence involves weapons, and many people suffer severe injuries or death from physical violence (such as beatings) that don't involve weapons at all. The small proportion of hate violence incidents involving weapons can speak to a trend that these anti-LGBTQH and other hate violence incidents often involve hate violence offenders using extreme force. This dynamic is sometimes described as "overkill." NCAVP members have observed that hate violence often involves an extreme anti-LGBTQH emotional response on the part of hate violence offenders. Understanding and having strategies to address these extremely violent emotional responses of hate violence offenders is a critical component in shifting the future behavior of hate violence offenders



Heterosexist and Anti-transgender is one of the top motives³⁸³⁹ for hate violence

In 2011, 55% of hate violence incidents were reported as heterosexist or anti-LGBQ. Anti-transgender bias made up 14% of incidents. Incidents that occurred within the context of Intimate Partner Violence accounted for another 7% of incidents, the third most common motive in hate violence incidents. This emphasizes the importance of providing services and responses for survivors of intimate partner violence who are also experiencing hate violence from their partners. Hate violence can occur when intimate partners use physical, verbal, emotional, and economic violence motivated in whole or in part based on anti-LGBTQH sentiments. This can occur when both partners identify as LGBTQH or when only one partner does. Police violence, racist/ethnic and HIV/AIDS-related motives each make up 3% of bias or motives. Hate motivated sexual violence, anti-immigrant bias, and pick-up violence each make up 2% of all reported incidents and all other categories make up 1% or less.

Fewer survivors experienced injuries

Fewer hate violence survivors reported injuries in 2011. 37% of hate violence survivors for whom injury status was known, reported physical injuries in 2010 as compared to 49% of survivors in 2010. This decrease in injuries is an indication of decreasing severity of hate violence for overall survivors and victims. This finding contradicts the high murder number found in 2010 in addition to the disproportionately severe experiences of violence of transgender survivors and victims, youth and young adult survivors and victims, LGBTQH people of color survivors and victims, and LGBTQH immigrant survivors and victims. This data suggests that various LGBTQH communities are facing disparate and sometimes contradictory experiences with violence. NCAVP will continue to research this dynamic to analyze if strategies that could be reducing violence against some LGBTQH communities can be replicated to reduce severe violence against more marginalized LGBTQH communities.

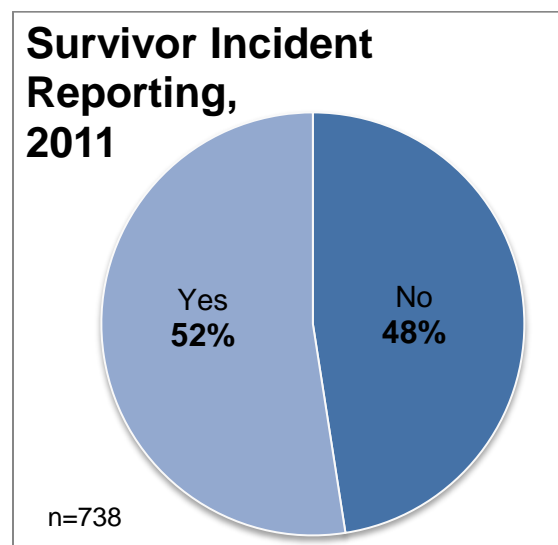
Fewer survivors needed medical attention

Fewer hate violence survivors needed medical attention in 2011. 32% of survivors and victims who reported in 2011 required medical attention. This decreased from 2010 where 45% of survivors and victims required medical attention. This decrease is also an indication of the decreasing severity of hate violence for overall survivors and victims in 2010 and also contradicts the increasing severity of murder and increasing severity of the most impacted communities.

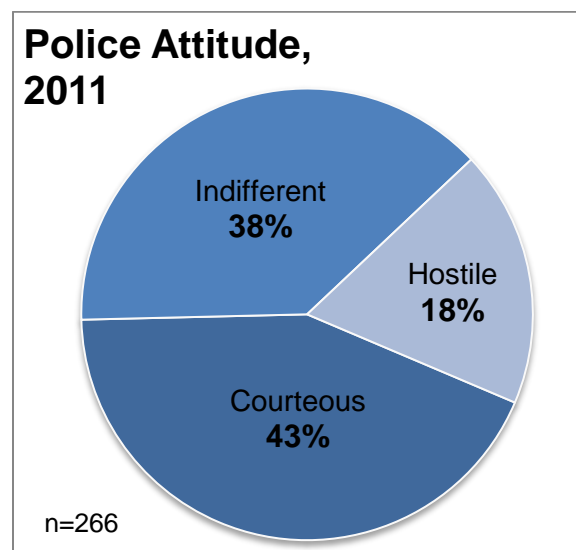
³⁸ NCAVP did not track this data in 2010 therefore comparison data is not available.

³⁹ NCAVP's intake form allows survivors and victims to select multiple forms of bias or motive.

POLICE RESPONSE



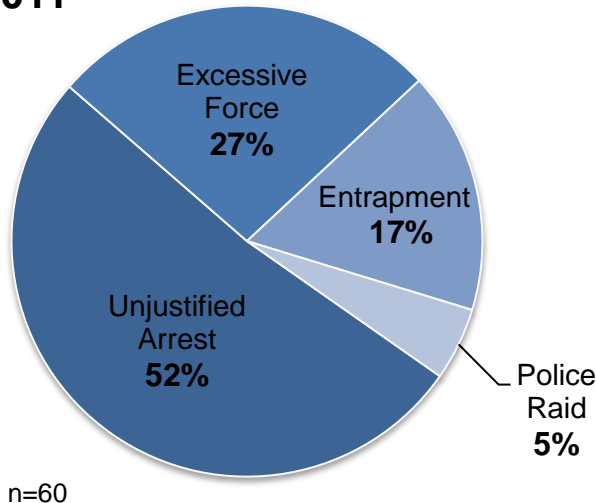
Only 52% of survivors reported to the police. This is a slight increase from 2010 where 47% of survivors reported to the police. This finding suggests a slight increase in comfort in reporting to the police for LGBTQH survivors of violence. Despite this shift almost half of LGBTQH survivors and victims did not report to the police, indicating that substantial barriers to police reporting and high amounts of mistrust continue to exist for LGBTQH hate violence survivors and victims. This finding also suggests a need to create and increase strategies to support LGBTQH survivors and victims that do not rely on or expect survivors to report to the police.



Of survivors who reported interactions with the police in 2011, only 43% reported that police were courteous. This is a small increase from 2010, when 38% of survivors reported courteous interactions with the police. 18% of survivors reported hostile attitudes on behalf of the police in 2011, a decrease from 24% in 2010. 38% reported indifferent attitudes from the police in 2011, which is consistent with 37% in 2010. In 2011, many member programs increased programming that focused on training law enforcement, first respondents, and other service providers on the specific needs of LGBTQH communities, particularly as they related to instances of violence and responses to violence. However, these statistics still highlight that the majority of LGBTQH survivors

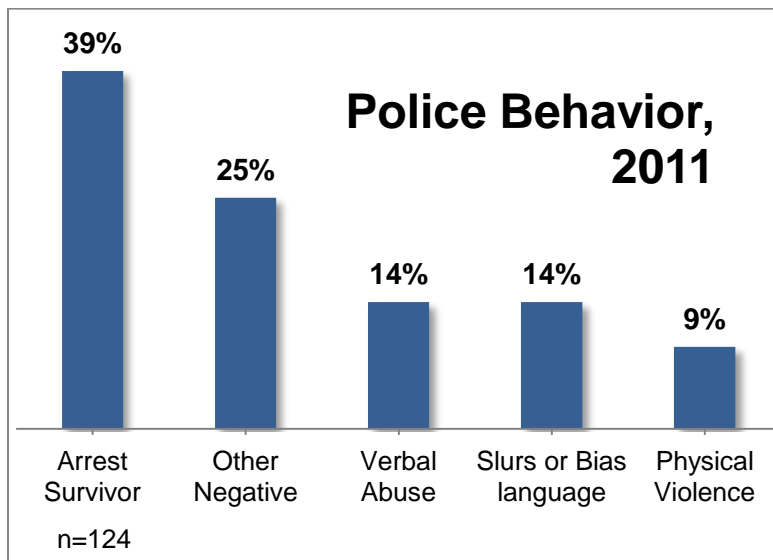
are having experiences with law enforcement that can deter hate violence reporting. NCAVP is committed to education that gives law enforcement and other first responders tools to better support LGBTQH survivors and victims in culturally appropriate ways. NCAVP also recognizes that LGBTQH communities have long histories with homophobic, biphobic, and transphobic discrimination and violence from the police. Due to these experiences survivors and victims may not choose to engage with law enforcement.

Types of Police Misconduct, 2011

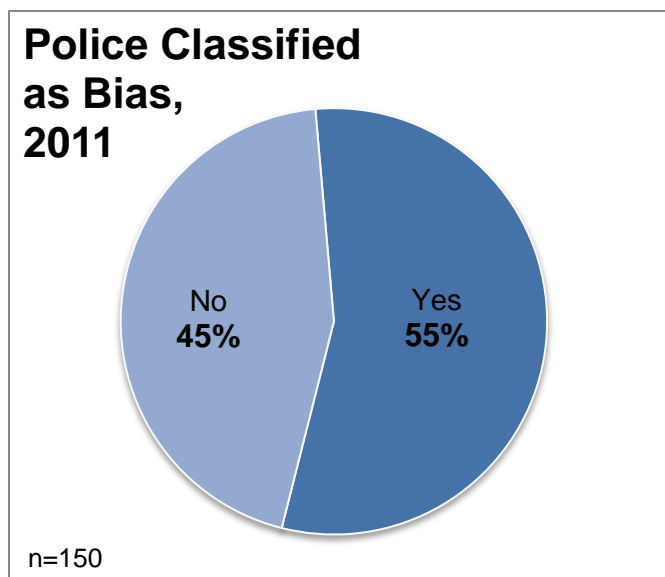


In 2011, 32% of overall survivors reported incidents of police misconduct to NCAVP.⁴⁰ Unjustified arrest also known as mis-arrest made up the largest proportion of police misconduct with 52%. This form of misconduct is a direct barrier to reporting and occurs when police officers allow homophobic, biphobic, and transphobic attitudes interfere with their role. Excessive force also was a large portion of police misconduct with 27% of survivors who reported misconduct experiencing this. While the definition of excessive force can vary widely, it can cause significant trauma and injuries to survivors and victims particularly in cases of mis-arrest and bar raids. Some LGBTQH community members particularly low-income, transgender, homeless, and people of color communities are disproportionately impacted by these experiences as previously discussed in this report. Entrapment occurs when law enforcement induces or lures individuals into committing criminal acts. 17% of LGBTQH survivors who reported police misconduct experienced entrapment. NCAVP members are familiar with supporting LGBTQH survivors with cases of entrapment particularly LGBTQH people who were falsely profiled and arrested for sex work. Police raids occurred for 5% of the survivors who experienced police misconduct. Police raids of LGBTQH establishments are issues that have occurred against LGBTQH communities since the beginning of the Gay Liberation movement. While this is not as prevalent an issue as in the past, it continues to impact LGBTQH communities. These findings warrant further research and documentation over time. However, they allow policymakers and practitioners the ability to plan interventions to support LGBTQH survivors of police misconduct.

⁴⁰ NCAVP did not track police misconduct for 2010.



LGBTQH survivors in 2011 experienced various forms of police misconduct.⁴¹ Within incidents that involved police misconduct LGBTQH survivors and victims were arrested in 39% of the incidents. Other negative forms of police behavior represented 25% of the experiences of survivors and victims. Verbal abuse, which can include threats, insults, and intimidating language, accounted for 14% of the experiences of survivors and victims. Slurs and or bias language made up 14% of police misconduct incidents. Physical violence represented 9% of all incidents of police misconduct. Police misconduct can reduce trust and create barriers for LGBTQH survivors to seek support from law enforcement and anti-violence programs. In order to address these issues police officers, should be investigated and held accountable for incidents of homophobic, biphobic, and transphobic violence and harassment.



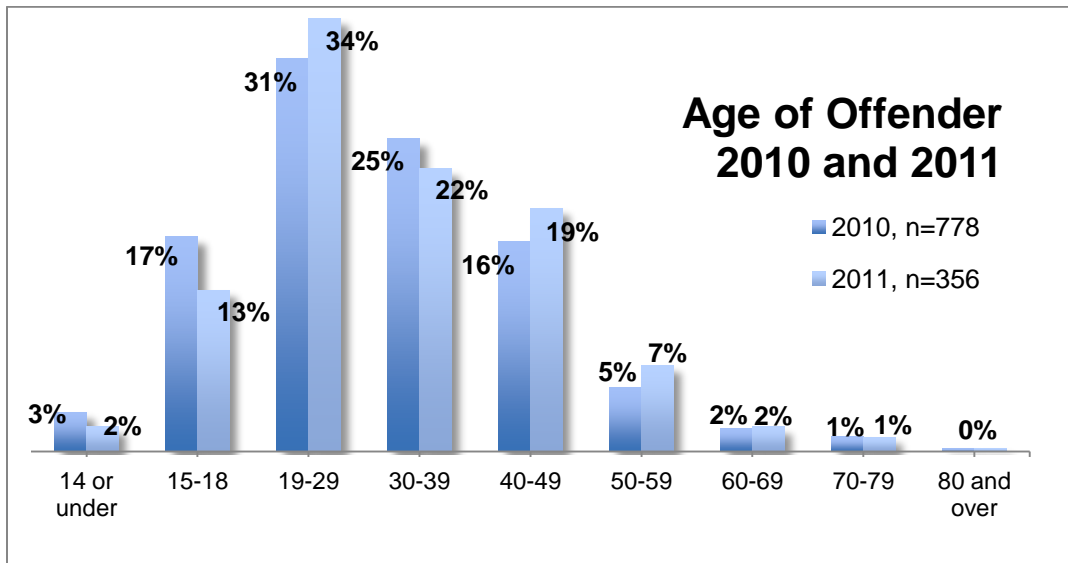
In 2011, 55% of survivors that interacted with the police reported that the police classified their incident as a hate crime. Hate crimes legislation is a hotly debated topic within LGBTQH communities. Some LGBTQH individuals and organizations feel that bias crime laws are not preventative and can increase the criminalization of

⁴¹ This data was not tracked in 2010 therefore no comparison to 2010 is available.

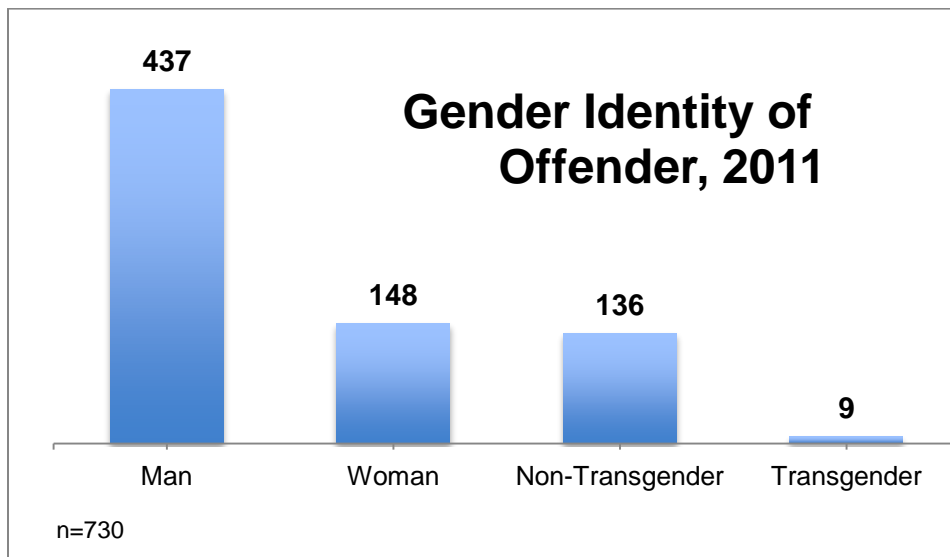
marginalized communities. However, for some survivors and victims bias classification is a critical component of having their incident acknowledged as hate violence, and this classification assists in their healing process after an incident of violence. Bias classification also allows for the recognition of homophobia, biphobia, and transphobia as underlying motivations of anti-LGBTQH violence. Without bias classification, it is difficult to draft policy, and to track progress or challenges in work to challenge hate violence affecting these particular communities. NCAVP, unlike BJS, does not require that an incident is reported to police, classified as a crime, or given bias classification, to include it within the data set. Under-reporting to police in LGBTQH communities, varying law enforcement responses, and uneven police training on hate crime reporting can result in unreliable law enforcement data on anti-LGBTQH hate violence. Further, federal hate crime reporting guidelines require that a hate crime be classified as motivated by a single type of bias. Therefore, a hate incident which was motivated by racism *and* homophobia would be reported as motivated by race *or* sexual orientation, which fails to demonstrate multiple forms of bias.

OFFENDER DEMOGRAPHICS

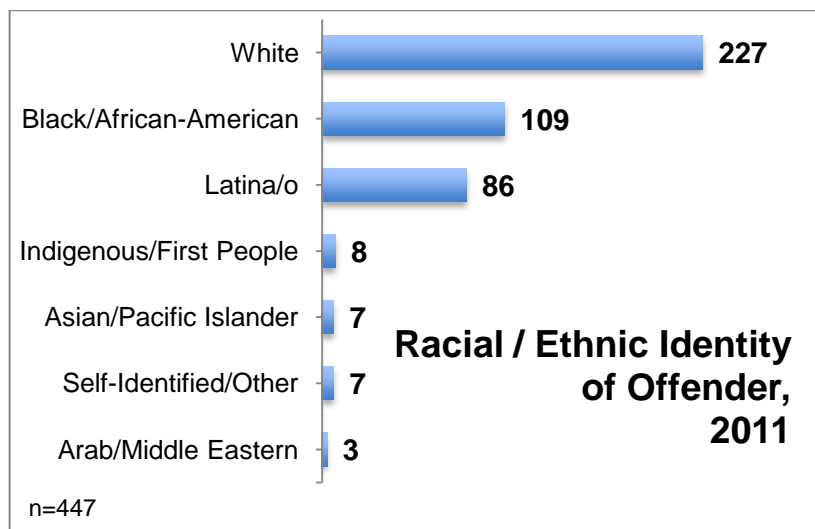
The following charts offer an overview of aggregate data on offender demographics, as reported by survivors and victims, or the media in a small number of cases. This data differs from crime statistics because the anti-violence programs are unlikely to have direct contact with the offender to verify these demographics. These findings summarize age, racial and ethnic identity, and gender identity, of hate violence offenders in 2011.



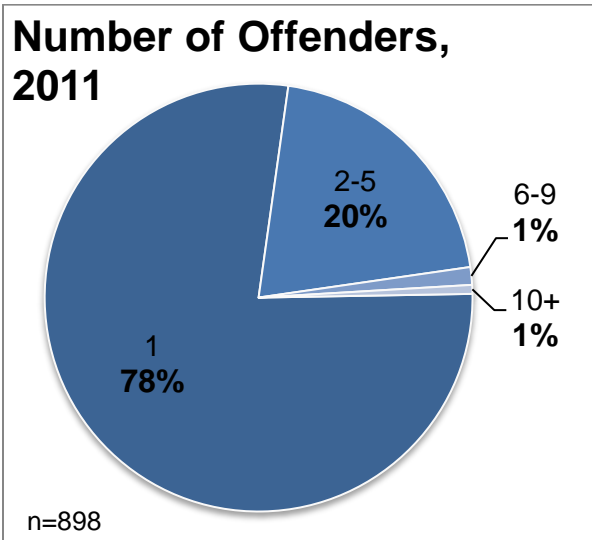
The most common known age of offenders in 2011 was 19-29 (34%), ages 30-39 made up 22% of offenders, ages 40-49 represented 19% of offenders, ages 15-18 accounted for 13% of offenders, and ages 50-59 represented 7% of offenders. Ages 14 and under and ages 60-69 each made up 2% of offenders in 2011. While ages 70-79 and ages 80 accounted for 1% or less of total offenders. With the exception of the 15 – 18 age group, which had a slight decrease, the proportions of hate violence offenders remained relatively consistent between 2010 and 2011. This data distribution mirrors that of LGBTQH survivors and victims and suggests that offenders are likely to be close in age with the survivors they attack. It also shows a need for prevention strategies, education programs, and organizing projects across sexual orientation and gender identity that focus on addressing anti-LGBTQH bias. Since youth and young adults represent the largest proportion of offenders, this data also highlights a need for curricula and educational programs focused on preventing anti-LGBTQH violence among these populations.



In 2011, men accounted for the overwhelming majority of hate violence offenders, which is similar 2010. Women offenders represented a smaller proportion of offenders, which is also similar to 2010 data. Offenders are almost exclusively non-transgender which also remains consistent to 2010. These findings suggest, similar to age, that offenders are more likely to target people of the same identity as them. This data gives policymakers and practitioners important data in on the need to target hate violence prevention strategies towards non-transgender men.



White offenders represented 51% of offenders in 2011, an increase from 42% in 2010. Black offenders made up 24% of total offenders a decrease from 35% in 2010. Latinos/as represented 19% of offenders, which indicates a decrease from 15% in 2010. Indigenous/First People, Asian/Pacific Islanders, and self-identified/other offenders each make up 2% of offenders in 2011. Arab and Middle Eastern offenders make up 1% of offenders in 2011, which is fairly consistent with 2010 (3%). The increase in white offenders and the decrease in almost all the other offender categories could represent changing demographics in offenders overall or changes in reporting accuracy. One stark contrast with survivor racial and ethnic demographic data is that offender data does is closer to the U.S. overall racial and ethnic makeup showing that despite the over-representation of people of color as survivors and victims, white offenders may be attacking survivors outside of their racial and ethnic communities.



In 2011, 78% of survivors and victims reported one offender, 20% of survivors and victims reported between 2 and 5 offenders and 1% of survivors and victims reported 6-9 offenders or 10 or more offenders. NCAVP members often observe that hate violence involves group violence more than other types of violence. Scholars state that hate violence is often fueled by a sense of peer approval⁴², which can involve hate violence having higher rates of multiple offenders than violence not motivated by bias. Anti-LGBTQH hate violence is particularly aggravated in acts of group violence because of a need on the part of individual offenders to assert their heterosexuality in front of their peers. This “peer mentality” often leads to severe violence.⁴³ In the case of LGBTQH survivors or victims, this can be exacerbated by both religious and moral ideology, and fueled by a sense of collective anger or hate toward the survivor’s identity.⁴⁴

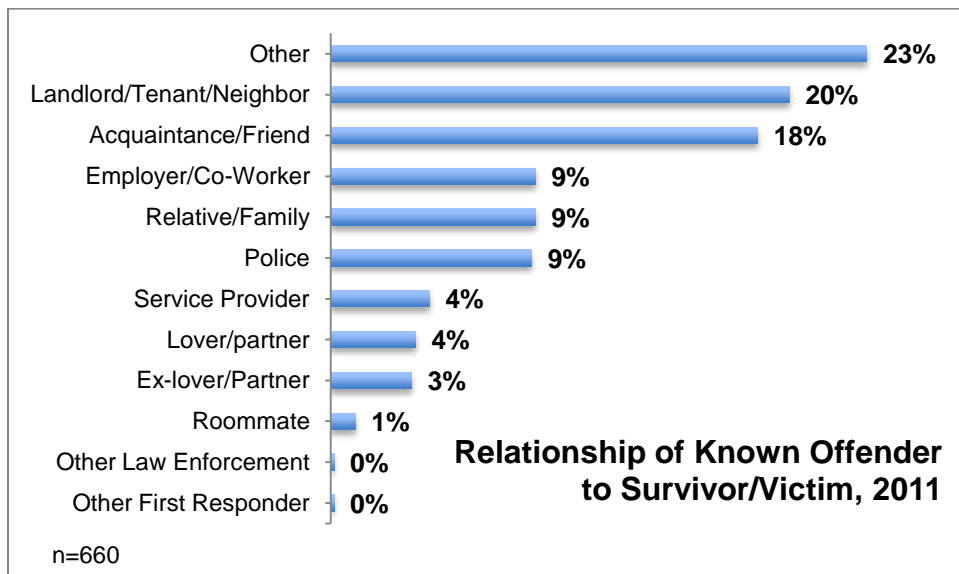
Offender Demographics analysis

Contrary to most urban hate violence stereotypes, the offender demographic findings for 2011 indicate that anti-LGBTQH hate violence offenders were most commonly men and white with substantial increases among both of these categories between 2010 and 2011. This data also shows that most offenders were between ages 19-29. This data nearly mirrors, with the exception of race, the demographics of the majority of LGBTQH hate violence survivors and victims. This data suggests a need to address hate violence within community-based settings in order to address the specific context of anti-LGBTQH bias community by community. These findings also point to a need for focused prevention of and education on transphobia, homophobia, biphobia, and heterosexism in these populations.

⁴² Hate Crimes: Characteristics of Incidents, Victims, and Offenders”, McDevitt, J., et al. Accessed from: http://www.sagepub.com/upm-data/14238_Chapter6.pdf on May 22, 2012.

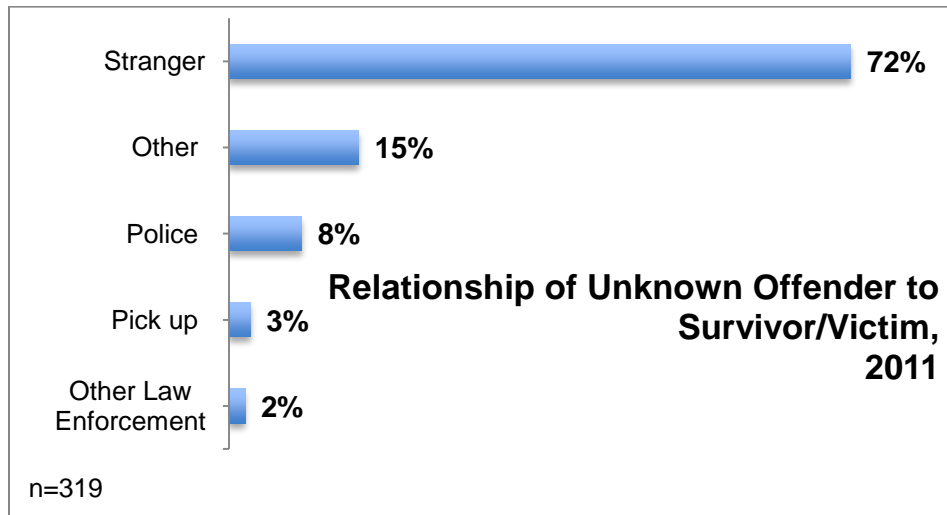
⁴³ Ibid

⁴⁴ Ibid



Of known offenders, “Other known relationship” made up the largest part of offenders (23%) an increase from 2010 (10%). Landlords, tenants, and neighbors represented 20% of offenders a decrease from 2010 (28%). Acquaintances and Friends account for 18% of offenders an increase from 2010 (10%). Police officers made up 9% of known offenders an increase from 2010 (0%). Relatives and Family members accounted for another 9% of offenders remaining fairly consistent between 2010 (11%) and 2011. Employers and coworkers also made up 9% of offenders a decrease from 2010 (19%). Lovers and partners represented 4% of offenders, which is consistent with 2010 (3%). While ex-lovers or ex-partners also accounted for 3% of known offenders, which is also consistent with 2010 (6%). Service providers represented another 4% of offenders a slight decrease from 2010 (8%). Roommates represented 1% of known offenders and Other Law Enforcement and Other First Responder each made up less than 1% of known offenders all of these categories remained fairly consistent between 2010 and 2011. These findings reflect the diversity of hate violence offenders showing that hate violence can occur within families, from employers, within housing, and in service provision. The increase in hate violence among acquaintances and friends warrants further research and investigation, as does the increase in hate violence from known police officers. The decrease in hate violence from employers is heartening but still points to the need for non-discrimination policies for LGBTQH people to prevent workplace hate violence. For some communities LGBTQH the pervasive experiences of hate violence and discrimination can result in long-term economic consequences. NCTE in its study focusing on transgender communities found that 26% of respondents lost a job due to being transgender or gender non-conforming; 19% had experienced homelessness at some point in their lives; and that transgender people were 4 times as likely as the general population to be living in extreme poverty, with incomes less than \$10,000 per year.⁴⁵

⁴⁵ National Center for Transgender Equality and National Gay and Lesbian Task Force, Equality “Injustice at Every Turn: A Report of the National Transgender Discrimination Survey” February 2011. Accessed from: http://transequality.org/PDFs/Executive_Summary.pdf on May 10, 2012



Within unknown offenders, the majority of these offenders were strangers in 2011 representing 72% of offenders and 76% in 2010. Other offenders accounted for 15% of the offenders in 2011, which is an increase from 2010 (0%). There was a decrease in unknown police offenders from 17% in 2010 to 8% in 2011. Pick up offenders also decreased from 8% in 2010 to 3% in 2011. The rest of the offender categories made up less than 3% each of the 2011 or 2010 data sets including: other law enforcement and other first responders. Strategies to reduce stranger based hate violence can be challenging. Much of this is violence is motivated based upon the offender's perception of survivors or victims having an LGBTQH identity. Since "looking gay or transgender" for many people means not conforming to societal expectations of gender in clothing, mannerisms, or behavior, gender non-conforming people can face increased risk of hate violence because of common societal viewpoints or stereotypes of LGBTQH identities.

DISCUSSION

Decrease in Reports

The total number of reported incidents showed a 16% decrease between 2010 and 2011. NCAVP attributes this decrease to a decrease in reporting as opposed to a decrease in anti-LGBTQH hate violence. This decrease can result from multiple sources including reduced organizational capacity for outreach to inform LGBTQ communities about their local anti-violence programs. Several of the member programs also saw an increase in the severity of hate violence, particularly murder. Severe forms of violence including murder require anti-violence programs to use more resources to conduct the intensive work to respond to these incidents. Another capacity issue NCAVP member programs faced was reduced staffing and infrastructure. Many member programs are working with fewer staff than previous years because they are still recovering from the U.S. economic downturn. Functioning with fewer staff also may have significantly decreased the scope and reach of member programs, resulting in fewer reports. For example, the Gay Alliance of the Genesee Valley Anti-Violence Project in Rochester, New York, has lost both staffing and funding, greatly reducing their ability to conduct outreach. All of these issues highlight the need for increased funding and resources for LGBTQ anti-violence programs, particularly for outreach and for other programs focused on addressing severe forms of hate violence particularly murder.

Increase in murders and disproportionate impact of murder on transgender communities and LGBTQH communities of color

2011 saw the highest number of hate violence murders ever recorded by NCAVP. Thirty hate violence murders occurred in 2011. Out of these murders, 87% of victims were people of color and 40% were transgender women. Both of these communities were overrepresented within the data set and in relationship to the general population in the United States. NCAVP's person-level data also finds that transgender people are more at risk for physical violence, discrimination, and police violence. Transgender women are particularly at risk since they made up over 73% of transgender survivors who reported to NCAVP. Consistent with NCAVP's findings in 2011, which suggest that transgender women are more likely to experience harassment and sexual violence, NCTE's research shows that Black and Latino/a transgender people experienced physical and sexual assault at alarming rates at home, in public spaces, and while accessing legal or medical services⁴⁶. The elevated amount of murders and the disproportionately impacted communities shed light on the importance of focusing prevention and outreach efforts in marginalized communities. According to NCTE's findings in "Injustice at Every Turn," Black and Latino/a transgender people are at greater risk for housing, employment, educational discrimination, and decreased access to resources. NCTE found that 34% of Black transgender people and 28% of Latino/a transgender people were living in extreme poverty.⁴⁷ Within this study, NCTE also found that 34% of Latino/a respondents and 50% of Black respondents had engaged in sex work or sold drugs at some point in their lives.⁴⁸ This is consistent with NCAVP's data, which

⁴⁶ National Center for Transgender Equality and National Gay and Lesbian Task Force, "Injustice at Every Turn" (2011). Accessed from: http://www.thetaskforce.org/downloads/reports/reports/ntds_full.pdf on May 10, 2012.

⁴⁷ National Center for Transgender Equality and National Gay and Lesbian Task Force, "Injustice at Every Turn" fact sheets. Accessed from: http://transequality.org/PDFs/BlackTransFactsheetFINAL_090811.pdf and http://transequality.org/Resources/Injustice_Latino_englishversion.pdf on May 10, 2012

⁴⁸ Ibid

found that 20% of these murders were connected to sex work. Poverty can increase LGBTQH community member's likelihood to engage in sex work or the drug trade both of which can increase the risk of hate violence and hate motivated police violence. These circumstances can also decrease a survivor's or victim's ability and willingness to report incidents to law enforcement.

High rates of homelessness among these disproportionately impacted communities, also increases their risk of violence. NCTE also documented that within transgender communities 19% of respondents reported experiences of being refused a home or apartment and 11% reported being evicted because of their gender identity or gender expression. One-fifth of respondents (19%) reported experiencing homelessness at some point in their lives because they were transgender or gender non-conforming and the majority of those trying to access a homeless shelter were harassed by shelter staff or residents (55%), and 29% were turned away altogether.⁴⁹ The challenge of finding safe housing can expose transgender communities to an increased risk of violence. NCAVP members recognize that much of stranger based hate violence can happen based on offenders perception of whether or not individuals look like they are a part of LGBTQH communities. Homelessness can result in LGBTQH individuals spending more time in public placing them at increased risk for hate violence motivated in gender identity or gender expression. For transgender community members this can substantially increase their risk of violence. In 2012, the Department of Housing and Urban Development (HUD) released a landmark new rule prohibiting discrimination based upon sexual orientation and gender identity in all HUD funded housing.⁵⁰ This rule adds critical new protections for communities most impacted by hate violence.

All government agencies can play a crucial role in reducing violence against these communities. At the federal, level the Department of Health and Human Services (HHS) funds violence prevention initiatives, however very little specific HHS funding supports LGBTQH anti-violence initiatives. In addition to supporting comprehensive LGBTQH hate violence prevention initiatives; the Department of Health and other governmental agencies should identify violence against transgender women of color, transgender women, and LGBTQH people of color as a public health crisis to address the disproportionate violence against these communities. Governmental agencies should support programs to raise awareness about this violence and campaigns to end it such as funding for community based organizations to implement organizing and public awareness campaigns to educate and mobilize their communities to prevent homophobic, biphobic, and transphobic violence.

Federal, state, and local governments should also increase employment opportunities and increase economic assistance for LGBTQH people of color, transgender people, and should ban discrimination against LGBTQH people within currently funded employment programs. These efforts can also reduce violence against these communities. Project Empowerment⁵¹ is a model of an education and employment program specifically for transgender people created in Washington, DC. This program was created following recurring reports of severe violence and murder against transgender people of color. It includes city funded transgender-specific classes geared

⁴⁹ National Center for Transgender Equality and National Gay and Lesbian Task Force, "Injustice at Every Turn" (2011). Accessed from: http://www.thetaskforce.org/downloads/reports/reports/ntds_full.pdf on May 10, 2012.

Federal Register Rules and Regulations Department of Housing and Urban Development⁵⁰ / Vol. 77, No. 23 / Friday, February 3, 2012 / Accessed from <http://portal.hud.gov/hudportal/documents/huddoc?id=12lgbtfinalrule.pdf> on May 30 2012

⁵¹ Project Empowerment is a program of the Washington DC Department of Employment Services which provides training and job placement for people with criminal records and histories of substance abuse.

to increasing economic opportunity and employment options for transgender communities as a violence prevention strategy.

Substantial impact of murder and public violence against non-transgender gay men

Consistent with previous years 50% of survivors reporting in 2011 identified as non-transgender men. These men overwhelmingly identified as gay. This high proportion of gay men who were murdered is likely to be connected to the severity of violence against gay men. NCAVP statistics also show that gay men were 41% more likely than overall survivors and victims to require medical attention and 40% more likely to experience violence on a public street. NCAVP members often see public hate violence occurring with unknown offenders. This violence is frequently based upon the offender's perceptions that survivors and victims are members of LGBTQH communities. Gay men hold some of the highest visibility within LGBTQH communities and are face discrimination based on a multitude of anti-gay stereotypes. For some gay men this visibility can lead to more access, but for others it also often can result in an elevated risk of violence.

This high proportion of anti-gay murder can also stem from increased reporting from these communities. Data compiled by the Williams Institute also found that gay men are more likely to report incidents of hate violence when compared to other targets of hate violence.⁵² Many LGBTQH anti-violence projects were founded to support and address violence against gay men, which leads to increased reporting, but violence against gay men also remains pervasive and deadly. For more marginalized gay men particularly gay men of color and young gay men, LGBTQH programs need to continue to develop targeted and specific programming to support these survivors and prevent violence against these communities. Anti-violence organizations should expand education, support, and outreach efforts specifically targeted towards gay men across communities and work to create safety for this population.

Disproportionate violence affecting young people

NCAVP's data also shows that people under the age of 30 are more likely to experience physical violence, police violence, and sexual violence and are more likely to require medical attention than those over the age of 30. Another notable finding in 2011 was the increase LGBTQH survivors and victims from people who are between 19 and 29 years old. These findings reflect a continued need for LGBTQH anti-violence programs to increase outreach to LGBTQH young people and to for these programs to collaborate with national and local organizations that focus on LGBTQH youth. This data also identifies a need to develop specific interventions for LGBTQH young people who experience violence. Several NCAVP member programs provide services specifically focused on youth, and do outreach specifically to young people. These programs find that tailored outreach to young people allows them to develop youth specific violence prevention and survivor support programs and aids in their ability to collect more comprehensive data about the types of violence young people face.

Employment barriers can begin early in life for LGBTQH youth, because they may face homophobic, biphobic, and transphobic, violence at school or home. Current research highlights that LGBT young people are more likely to experience sexual violence, feel unsafe at school, and experience physical violence than their non-LGBT peers.⁵³

⁵² Williams Institute Comparison of Hate Crimes Across Protected and Unprotected Groups. Accessed from: <http://williamsinstitute.law.ucla.edu/research/violence-crime/comparison-hate-crime-rates-update/> on May 16, 2012

⁵³ Centers for Disease Control and Prevention "Sexual Identity, Sex of Sexual Contacts, and Health-Risk Behaviors Among Students in Grades 9–12 — Youth Risk Behavior Surveillance, Selected Sites, United States, 2001–2009". 2011. Accessed from: <http://www.cdc.gov/mmwr/pdf/ss/ss60e0606.pdf> on May 14, 2012

Scholars also estimate that 20-40% of homeless youth are LGBTQ.⁵⁴ Low-income LGBTQH youth and LGBTQH youth of color who face homophobia or transphobia at home are more likely to become homeless or become part of the foster care system because of limited economic resources within their families and communities. While they may have LGBTQH-affirming family members or people in their communities, these people may not have the means to financially support or assist them. A 2009 study by the National Center for Lesbian Rights on LGBT youth in the juvenile justice system entitled, “Hidden Injustice: LGBT Youth in Juvenile Courts” found that more than 90% of survey respondents identified a lack of family support as a serious problem for overcoming their incarceration.⁵⁵ Young people, particularly LGBTQH and homeless youth, also tend to spend more time in public space making them more vulnerable to hate violence, stranger based sexual violence, and hate motivated police violence. Since young people are particularly vulnerable to different types of violence at home, at school, and in public it is important to continue to educate service providers, school officials, and other agencies that work with young people on LGBTQH issues, and issues affecting LGBT youth in particular.

The specific context of school-based anti-LGBTQH violence also can increase the likelihood for poverty for LGBTQH young people. A recent survey of transgender and gender non-conforming people in grades K-12 reported alarming rates of harassment (78%), physical assault (35%) and sexual violence (12%); causing almost one-sixth (15%) to leave a school in K-12 settings or in higher education.⁵⁶ Harassment, bullying, and discrimination are forms of violence in themselves, but these forms of violence also increase risk of dropping out of school for LGBTQH youth. The higher dropout rates for LGBTQ youth can create later employment barriers for LGBTQH youth, particularly transgender youth and LGBTQH youth of color, resulting in engagement in sex work and selling illegal drugs for survival. All of these forms of employment can increase the risk of violence and can create barriers for LGBTQH youth to seek assistance and support from law enforcement for the violence they experienced. A 2006 study showed that almost 60 percent of transgender youth of color had traded sex for money or resources.⁵⁷ Once LGBTQH youth leave school it can be difficult to obtain sustainable employment, particularly for youth that engage in underground economies, which can lead to criminal records creating more barriers to employment and barriers to some forms of governmental assistance. Ensuring the safety of LGBTQH students in schools will prevent the structural conditions that put LGBTQH youth at risk of violence.

⁵⁴ National Gay and Lesbian Task Force, “*Lesbian, Gay, Bisexual and Transgender Youth: An Epidemic of Homelessness*” (2006). Accessed from: http://www.thetaskforce.org/reports_and_research/homeless_youth_on_May_20, 2012.

⁵⁵ National Center for Lesbian Rights, *Hidden Injustice: Lesbian, Gay, Bisexual, and Transgender Youth in Juvenile Courts* (2009). Accessed from: http://www.equityproject.org/pdfs/hidden_injustice.pdf on May 25, 2012.

⁵⁶ National Center for Transgender Equality and National Gay and Lesbian Task Force, “*Injustice at Every Turn*” (2011). Accessed from http://www.thetaskforce.org/downloads/reports/reports/ntds_full.pdf on May 10, 2012.

⁵⁷ Garofalo R et al. Overlooked, misunderstood, and at risk: exploring the lives and HIV risk of ethnic minority male-to-female transgender youth. *Journal of Adolescent Health* 2006; 38(3): 230-6.

Police Violence Against Disproportionately Impacted Communities

Within NCAVP's person level data youth and young adults, transgender people, and transgender people of color all faced an increased risk of hate violence. Although in 2011, we saw a decrease in overall reports of police hostility and a slight increase in police reporting, NCAVP's data suggests that these issues are still pervasive for the most marginalized LGBTQH survivors and victims. Many NCAVP members supported LGBTQH survivors who were falsely arrested, experienced violence, and/or were profiled based upon race, sexual orientation, gender identity, and gender expression. One common form of profiling, that many LGBTQH community members experience is police officers profiling LGBTQH people as sex workers. Another form of police profiling is falsely arresting or selectively arresting LGBTQH couples for public displays of affection or sexual activity. As NCAVP's data suggests these issues particularly affects transgender communities of color. To address these conditions, police officers should be investigated for and face consequences for homophobic, biphobic, and transphobic violence and harassment. Policymakers should pass legislation and create policies to prohibit profiling based on race, gender expression, and gender identity.

Police officers also need to increase their knowledge on LGBTQH communities particularly LGBTQH communities of color, transgender communities, and LGBTQH youth. Federal, state, and local governments should create legislation to require and fund these trainings. These laws should require that LGBTQH specific anti-violence organizations directly provide these trainings to ensure that police officers receive the most current information on anti-LGBTQH hate violence. Policymakers should also ensure that these trainings are evaluated regularly to determine their impact on police attitudes, law enforcement knowledge of LGBTQH issues, and reducing anti-LGBTQH hate motivated police violence for a wide range of survivors and victims. Policymakers should also create legislation and policies to document profiling based on gender identity, sexual orientation, and race to have the best data possible to create remedies for these issues. Federal, state, and local governments should require and fund police departments to create LGBTQH police liaisons, LGBTQH advisory committees, and other programs to reduce barriers to law enforcement. The focus of these programs should be to make sure LGBTQH people do not face homophobic, biphobic, and transphobic violence and harassment when engaging with the police.

NCAVP's data also shows that 48% of survivors do not report their incidents of violence to law enforcement. This highlights a continued need to for anti-violence programs to create community-based interventions that do not rely on the criminal legal system. These interventions could prove particularly supportive to meet the needs of marginalized LGBTQH communities many of who may be reluctant or face barriers in seeking support for the violence that they experience. Community accountability efforts should be funded and evaluated to continue to provide functioning alternatives where law enforcement is not supportive or adequate.

It is also important to continue training service providers and first responders on how to best serve all LGBTQH survivors. These trainings should include appropriate terminology for LGBTQH communities, specific needs for LGBTQH survivors, common barriers that LGBTQH survivors face when accessing services, and address strategies to remedy these barriers. Grantees should also receive incentives to revise their policies in order to increase the amount of LGBTQH survivors that they serve. Federal, state, and local governments should also fund health care institutions to work with LGBTQH health and anti-violence organizations to ensure that health care providers can meet the needs of LGBTQH survivors of violence. In particular, paramedics, emergency department staff, and sexual assault examiners should receive specialized trainings on the needs of LGBTQH survivors and victims. Programs such as the OVW-funded National LGBTQ Training and Technical Assistance Center currently

run by NCAVP, the OVC-funded LGBTQ anti-violence training for OVC grantees, and the OVC-funded national demonstration initiative to test and evaluate methods of increasing LGBTQ accessibility within non-LGBTQH victim service organizations are models that other federal and government agencies can utilize to increase LGBTQH cultural competency among direct service providers.

Of the LGBTQH people murdered due to hate violence in 2011, 20% were known to have engaged in sex work at the time of their murder. As explained earlier, pervasive oppression and discrimination against LGBTQH people of color, transgender people, and LGBTQH youth results in a greater risk for these communities to engage in street economies, sex work, and survival crimes. These conditions also increase police patrolling and profiling of LGBTQH people of color, transgender people, and LGBTQH youth, resulting in many LGBTQH survivors from these marginalized communities holding criminal records. In many states these criminal records can bar access to basic needs such as Supplemental Nutrition Assistance Program (SNAP) formerly known as food stamps, public assistance (Temporary Assistance for Needy Families or TANF), public housing, and employment. These restrictions are also known as collateral consequences of criminal convictions. Under the Personal Responsibility and Work Opportunity Act of 1996, a lifetime ban from federally funded SNAP and TANF is placed on people with drug felony convictions. Ten states currently maintain this ban without modification, 24 states limit the ban if offenders meet certain criteria, and 16 states including the District of Columbia have eliminated the ban entirely.⁵⁸ With regard to public housing, in most cases Public Housing Authorities (PHAs) possess broad discretion to determine individuals' suitability for public housing. Under federal law, 42 U.S.C. §13661(c) permits, but does not require, denial of public housing for people who have engaged in criminal activity within a "reasonable" amount of time. This can include people who were arrested but not convicted of a crime. A lack of access to these programs further continues the cycles of poverty, discrimination, and vulnerability that increase exposure to violence for LGBTQH communities vulnerable to poverty, survival crime, and arrest due to oppression and discrimination. Federal, state, and local governments should remove restrictions to government assistance to meet basic survival needs and other collateral consequences of criminal records for people with criminal records.

⁵⁸ Legal Action Center, (2011). *Opting Out of Federal Ban on Food Stamps and TANF Advocacy Toolkit*

UNDERREPORTED CATEGORIES

Many survivors did not report their HIV, disability, nor immigration status to NCAVP. This leads us to believe that disclosing these identities is connected to survivor's and victim's assessment of their own safety, and difficulty with accessing services and resources while trying to avoid discrimination. Advocacy and policy work needs to continue in these populations in order to ensure access to appropriate services for these communities.

Given the high percentage of undisclosed answers in these particular categories, NCAVP found it important to look at the potential reasons as to why people were not disclosing in these categories.

Researchers should investigate which communities are at elevated risk for murder and severe violence and examine effective programs for increasing LGBTQH competency from non-LGBTQH direct service organizations, law enforcement, and health care institutions. This research would provide a wealth of information that could dramatically improve medical and law enforcement response to LGBTQH hate violence survivors and victims.

Immigration Status

Consistent with previous years, undocumented people make up 8% of survivors who reported their immigration status. However, 77% of all survivors did not report their immigration status. Some member programs do not collect immigration status information intentionally to avoid conflict for undocumented survivors who may be undergoing legal proceedings. This report found that undocumented people were 2.31 times as likely to experience physical violence than other survivors and victims in 2011. Federal immigration programs such as Secure Communities (S-Comm), a fingerprint-sharing program that shares fingerprints of suspected undocumented people with the FBI's database when they encounter law enforcement results in expedited and increased deportations. This program can create a chilling effect on immigrant and undocumented communities. Programs like S-Comm deter LGBTQH immigrants and undocumented people from reporting to law enforcement and even community based organizations after experiencing hate violence. Immigrations and Customs Enforcement should end S-Comm and create alternatives to "enforcement only, immigration policies, which respond to immigration by deporting and criminalizing immigrant communities rather than providing opportunities for undocumented immigrants to obtain documentation.

HIV Status

Similarly, 93% of respondents did not disclose their HIV status in 2011. Studies show that people living with HIV and AIDS Lambda Legal released a report in November 2010 which documented that stigma against HIV-affected communities, lack of access to appropriate services, and challenges in proving discrimination based on HIV status leads to underreporting of violence and discrimination against HIV-affected communities in the United States.⁵⁹

⁵⁹ Lambda Legal "HIV Stigma and Discrimination in the US: An Evidence-Based Report" November 2010. Accessed from: http://data.lambdalegal.org/publications/downloads/fs_hiv-stigma-and-discrimination-in-the-us.pdf on May 20, 2012.

The high percentage of survivors who did not report their HIV status to NCAVP in 2011 may reflect these trends in HIV status disclosure and therefore may under-represent reports of discrimination toward people living with HIV. Many of NCAVP's member programs have strong links in HIV-affected communities but may also have policies about how we collect this information. There are specific confidentiality laws related to collecting information on HIV status that can also reduce the amount of documentation of HIV-affected violence.

Disability Status

In 2011, 69% of survivors did not disclose their disability status. These findings are consistent with the broader literature, which suggests that most reporting processes can create barriers for people with disabilities. For example, people with disabilities may not be able to call in or travel to make a report in person, or could have difficulty providing testimony or communicating their experiences to law enforcement. LGBTQH people with disabilities may experience increased discrimination and barriers due to the combination of their LGBTQH identity and their disability.⁶⁰ NCAVP should continue to research these issues and LGBTQ anti-violence programs may need increased resources to ensure that their reporting tools and processes are as accessible as possible for LGBTQ survivors with disabilities. Training for service provider should also focus on the ways in which social isolation increases victimization, and disproportionately affects people with disabilities. Specific prevention programs should focus on community building and education to challenge isolation and increase understanding throughout a variety of LGBTQH people with disabilities of the services available to them and the specific dynamics of homophobic, biphobic, and transphobic violence.

⁶⁰ C. H. Hoong, N. Mguni, C. Cook, N. Coomber & A. Hedges. (2009). 'Disabled victims of targeted violence, harassment, and abuse: barriers to reporting and seeking redress.' *Safer Communities*, 8(4): 27-24.

RECOMMENDATIONS

FOR POLICYMAKERS AND FUNDERS IN FULL

End the Root Causes of ant-LGBTQH violence through ending poverty and anti-LGBTQH discrimination

- Federal, state, and local governments should enact non-discrimination laws and policies that protect LGBTQH communities from discrimination based on sexual orientation, gender identity, gender expression, and HIV-status.
- Policymakers and legislators should pass laws and policies that prevent LGBTQH youth from experiencing bullying, harassment, and violence in schools foster care and family court, shelters, and the juvenile justice system.
- Federal, state, and local governments should implement employment programs and economic development opportunities for LGBTQH people, particularly LGBTQH people of color, transgender people, and LGBTQH youth.
- Federal, state, and local governments should remove barriers to access governmental assistance including food stamps and public housing for people with criminal records.

End the Homophobic, Transphobic, and Biphobic Culture that fuels violence:

- Policymakers and public figures should promote safety for LGBTQH people by denouncing homophobic, biphobic, and transphobic statements, laws, and programs.
- Policymakers should prohibit offenders of anti-LGBTQH hate violence from using “gay” and “trans panic” defenses.
- Policymakers should support alternative sentencing programs including individual and group intervention programs, community service with LGBTQH organizations, and LGBTQH anti-violence education programs to encourage behavior change for hate violence offenders.
- Federal, state, and local governments should reduce reporting barriers for LGBTQH survivors including removing laws and policies that prevent survivors from accessing law enforcement.
- Federal, state, and local governments should mandate trainings that increase first responders’ and non-LGBTQH direct service providers’ knowledge and competency on serving LGBTQH survivors of violence.
- Federal, state, and local governments should pass laws and policies that prevent LGBTQH students from experiencing bullying, harassment, and violence in schools such as the Student Non-Discrimination Act and the Safe Schools Improvement Act.

Collect Data and Expand Research on LGBTQH communities overall particularly data and research on LGBTQH communities' experiences of violence.

- Federal, state, and local governments should collect and analyze data on LGBTQH hate violence survivors and victims when it is safe to do so whenever demographic information is requested.

End police profiling and police violence against LGBTQH people.

- Federal, state, and local governments should enact policies that prohibit police profiling based on sexual orientation, gender identity, gender expression, and race.
- Policymakers should ensure that police officers are investigated and held accountable for homophobic, biphobic, and transphobic harassment and violence.

Increase Funding for LGBTQH anti-violence support and prevention.

- Federal, state, and local governments should fund programs that increase government support for LGBTQH anti-violence projects by including LGBTQH specific funding in all federal, state, and local anti-violence funding streams.
- Federal, state, and local governments should recognize that violence against LGBTQH people, particularly the communities at severely high risk of murder, as a public health crisis and support initiatives to prevent this violence.
- Public and private funders should support programs that provide training and technical assistance on serving LGBTQH survivors of violence to anti-violence grantees.
- Public and private funders should support community-based hate violence prevention initiatives to target programming within communities that are disproportionately affected by violence or underreporting their incidents of violence.
- Private funders including foundations, corporate donors, and individual donors should fund strategies to support LGBTQH survivors separate from the criminal legal system including community accountability and transformative justice.
- Public and private funders should fund data collection and research on LGBTQH communities' experiences of violence.
- Public and private funders should ensure that all anti-violence grantees are required to have nondiscrimination policies that include protection from discrimination based on sexual orientation and gender identity or expression.

BEST PRACTICES

Community based organizations, LGBTQH anti-violence programs, non-LGBTQH anti-violence programs, religious institutions, and other community-based organizations all play a critical role in challenging the culture of violence against LGBTQH people. NCAVP recommends the following best practices for practitioners to address and prevent anti-LGBTQH hate violence.

BEST PRACTICES

FOR COMMUNITY BASED HATE VIOLENCE INITIATIVES

Community based organizations should create programs and campaigns to prevent anti-LGBTQH harassment and violence.

Community based organizations such as community centers, direct service organizations, political organizations and civic organizations can play leadership roles in changing anti-LGBTQH attitudes in order to create a culture of respect for LGBTQH communities. Community based organizations should create public education programs and cultural events that increase public awareness of the impact of anti-LGBTQH hate violence on LGBTQH communities. Organizations can also create community organizing campaigns to confront homophobic, biphobic, and transphobic institutions to change anti-LGBTQH policies, to denounce anti-LGBTQH rhetoric, or to challenge anti-LGBTQH programs. One such program is Sean's Last Wish based out of Greenville, South Carolina, which provides education and awareness on hate violence as well as campaigns to reduce and prevent homophobia, biphobia, and transphobia.

Schools and universities should create LGBTQH anti-violence initiatives and LGBTQH-inclusive curricula to reduce hate violence and harassment.

As documented in this report, LGBTQH youth and young adults consisted of 29% of total reports. Additionally, youth and young adults were 2.4 times as likely to experience physical violence as compared to the overall sample. Schools and universities have a responsibility in preventing anti-LGBTQH hate violence and ensuring the safety of their LGBTQH students. LGBTQH anti-violence programs should work with educational institutions to create curricula that increase LGBTQH acceptance, create initiatives and events designed to decrease anti-LGBTQH violence, assist educators in creating inclusive classrooms, and support school administrators in creating policies against anti-LGBTQH violence. These partnerships can teach students to support all people's rights to safety regardless of sexual orientation or gender identity, and can also give students information on critical resources around anti-LGBTQH violence. Organizations such as Gay, Lesbian, Straight Education Network (GLSEN) have established best practices in reducing anti-LGBTQH violence with schools through creating Gay Straight Alliances, anti-bullying campaigns, and national networks of educators and students dedicated to reducing anti-LGBTQH violence in schools. LGBTQH anti-violence organizations, non-LGBTQH youth, and family service organizations should research these models in order to create effective programs.

Religious institutions should denounce anti-LGBTQH rhetoric and collaborate with LGBTQH community based organizations in violence prevention campaigns.

Through NCAVP's Southern project, NCAVP members in the South have expressed the need to collaborate with faith and religious institutions to challenge the culture of violence against LGBTQH people. Many NCAVP members and survivors of hate violence feel that homophobic, biphobic, and transphobic rhetoric that some religious leaders promote supports violence against LGBTQH people and inhibits community support for anti-LGBTQH violence prevention initiatives. LGBTQH affirming religious and faith communities contribute to reducing violence against LGBTQH people by creating a culture that respects and supports LGBTQH communities. Religious institutions should create and support campaigns that publicly denounce homophobic, biphobic, and transphobic rhetoric and that promote the safety of LGBTQH people. Faith organizations should collaborate with anti-violence programs on hate violence prevention campaigns in their local communities. One such example is NCAVP's member program Rainbow Community Cares, a faith-based LGBTQH anti-violence organization organizing against LGBTQH hate violence in local religious communities.

BEST PRACTICES

FOR SUPPORTING LGBTQH SURVIVORS OF HATE VIOLENCE

Survivor leadership

LGBTQH anti-violence organizations, non-LGBTQH anti-violence organizations, and other community based organizations should support and prioritize the leadership of transgender people, people of color, transgender people of color, and LGBTQH youth to better serve the communities most impacted by severe hate violence and murder. Organizations should work to support LGBTQH survivors of violence, particularly transgender people, LGBTQH people of color, and LGBTQH youth in accessing leadership positions in the anti-violence movement. This includes programs such as speaker's bureaus, participatory action research projects, community advisory boards, and organizing campaigns that focus on increasing survivor leadership and participation in anti-violence advocacy. LGBTQH survivors of violence possess lived experiences that provide invaluable perspectives for prevention efforts. Survivor development and cultivation as at service providing organizations, and as organizers and administrators can help to ensure organizational accountability and expertise to the communities most directly affected by violence. One such model exists at NCAVP member Community United Against Violence in San Francisco, which works to continue to engage survivors and support them to have leadership roles within the organization. Another model is the New York City Anti-Violence Project's Speaker's Bureau which trains LGBTQH survivors of violence to speak about their experiences to a variety of audiences to challenge homophobic, biphobic, and transphobic attitudes and educate policymakers about the need for LGBTQH inclusive laws and policies.

Make non-traditional direct service models available to LGBTQH people. As previously discussed, many LGBTQH survivors of violence do not report incidents of violence to the police. This can be due to negative experiences with law enforcement, having a criminal record, having regular engagement with illegal activities, being undocumented, or having other immigration concerns. A small but growing number of organizations are

developing skills and best practices on anti-violence work separate from the criminal legal system. These strategies are variably called community accountability or transformative justice. LGBTQH anti-violence programs and non-LGBTQH service providers should collaborate with community based anti-violence groups to receive training and technical assistance on these models for programming and support. Some promising strategies aim to strengthen local community ties between neighbors, local businesses, and community organizations such as the Safe OUTside the System Collective of the Audre Lorde Project in Brooklyn, New York. These strategies involve training participants in how to prevent, identify, and de-escalate violence, and support survivors without relying on law enforcement.

Underserved Communities

Anti-violence organizations should prioritize outreach to LGBTQH elders, HIV-affected communities, Immigrants, and Asian Pacific-Islander communities to reach and meet the needs of under-represented LGBTQH survivors of hate violence. NCAVP's 2011 data lacks representation from LGBTQH elders, HIV-positive survivors, immigrants, LGBTQH Asian survivors, and other communities that may be underserved or under-reporting. NCAVP members do not feel this is due to lower rates of hate violence against these communities, but rather barriers for these communities to report and access services, as well as a gap in outreach and collaboration with these communities. Anti-violence organizations should prioritize reaching out to LGBTQH elders, HIV-affected communities, LGBTQH immigrants, and LGBTQH Asian communities and collaborating with organizations within these communities to develop specific and targeted initiatives to best meet the needs of these underserved communities.

BEST PRACTICES

FOR DATA COLLECTION AND DOCUMENTATION

Schools and universities, and community-based organizations, including anti-violence programs, service organizations, and faith organizations, should collect data on violence against LGBTQH people.

These organizations and institutions are in regular contact with community members and have opportunities to collect data and document experiences of LGBTQH survivors. Organizations that do not collect information on sexual orientation and gender identity should implement new protocols to collect this information, and should seek technical assistance and training to do so. NCAVP's 2011 data highlights that only 52% of survivors contacted the police. Some of these survivors prefer to seek support from community-based organizations. In order to fully understand and end hate violence against LGBTQH people, comprehensive national data must be collected from non-governmental sources.

CONCLUSION

2011 was a year of increased visibility for LGBTQH communities, marked by a historic expansion of rights for LGBTQH people and unprecedented efforts by the federal government to include LGBTQH communities in its work to address violence. Amidst this progress, NCAVP finds the highest number of anti-LGBTQH murders ever reported. These two seemingly contradictory facts illuminate that we are increasingly getting more accurate at documenting anti-LGBTQH violence. The media and policymakers have finally begun to recognize that anti-LGBTQ violence is a critical issue.

This year's report reveals an increase in the severity of anti-LGBTQH hate violence. Consistent with our findings in 2010, NCAVP once again finds that transgender people, LGBTQH people of color, transgender people of color, and young people continued to be disproportionately impacted by violence and murder. Simultaneously, these communities have the least access to resources and support services. NCAVP continues its commitment to understanding and implementing an analysis of anti-LGBTQ hate violence that integrates an understanding of intersectional identities including how racism, ageism, classism, anti-immigrant bias, homophobia, transphobia, and heterosexism create can impact various LGBTQ people differently.

This report serves as a reminder of the ongoing and necessary work conducted by policy makers, funders, community-based organizations, first respondents, healthcare professionals, law enforcement, and community members in order to ensure safety for all of our communities. NCAVP urges LGBTQH communities and our allies to continue these conversations about marginalized identities and the risk of violence that faces members of those particular communities. LGBTQ survivors of violence face multiple roadblocks to support and reporting, which emphasize the need to continue to invest in research, reporting, and outreach to communities that remain underrepresented in data collection and analysis. In this time of unforeseen political access and cultural visibility, NCAVP will continue to assert its mission and continue the work of reducing violence and increasing safety for LGBTQH communities.

LOCAL SUMMARIES

BUCKEYE REGION ANTI-VIOLENCE ORGANIZATION (BRAVO)

Ohio Statewide

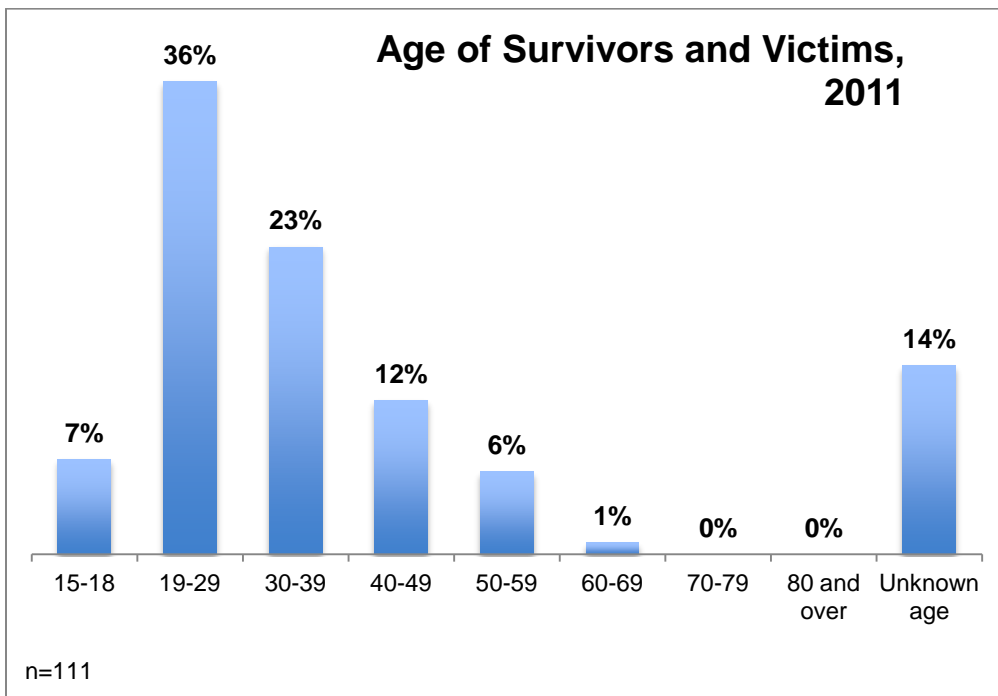
The Buckeye Region Anti-Violence Organization (BRAVO) works to eliminate violence perpetrated on the basis of sexual orientation and/or gender identification, domestic violence, and sexual assault through prevention, education, advocacy, violence documentation, and survivor services, both within and on behalf of the lesbian, gay, bisexual, and transgender communities.

BRAVO's services include anonymous, confidential crisis support and information via a helpline with trained staff and volunteers, documentation of hate crimes and intimate partner violence, hospital and legal advocacy, public education to increase awareness of hate crimes and same sex domestic violence and to increase knowledge about support services available, education of public safety workers, and service and health care providers to increase their competency to serve LGBTQ victims.

BRAVO is committed to our belief that the best way to reduce violence is to foster acceptance. Only by making people and institutions aware of these issues and “demystifying” LGBTQ people and the issues that LGBTQ people face can we assure quality services to victims and ultimately reduce the incidence of violence. Our work focuses on both bias crimes against LGBTQ people, intimate partner violence, and sexual violence.

2011 marks the twenty-second year that BRAVO and NCAVP have documented hate violence statistics in Ohio. There was a 37% decrease in the total number of reports taken in 2011 from 260 reports to 111. This is in part due to changes in the way anti-violence work is funded, allowing more intense work with individual clients, assisting them with criminal justice and recovery services. Because of the redistribution of funds, BRAVO has less money available for outreach, marketing, and travel – resulting in a net drop in reports though the level of service delivery to those who did report increased.

Despite the drop in reports of violence against lesbian, gay, bisexual and transgender (LGBT) people in the region, the demographic breakdowns for victims remain consistent. The victims of these incidents remain largely young (43%) under the age of 29 (48 survivors and victims), majority white (over 60%, 68 survivors and victims), while the gender of victims is predominantly men (57 or 51%) and women (47 or 42%) and 14% transgender. 2011 remains consistent with the last several years, showing an increase in the number of incidents reported against transgender individuals by 14%, from 7 to 8 cases.



Long-term incidents trends remain consistent, with assaults and menacing complaints remaining relatively stable. Vandalism and property damage remain a problem in Ohio, with 5 reports of vandalism and 1 report of property damage reported in 2011. Threats and intimidation-related offenses continue to be a pervasive problem in Ohio with 66 reports of threats in 2011 consisting of 24% of total hate violence reports. Verbal harassment increased by 51% between 2010 and 2011, from 47 to 71 reported cases, and reports of discrimination increased by 15%, from 27 to 31 reported cases. There is a particularly concerning increase (4%) in cyber harassment and telephone harassment. As electronic media and social networking become more popular in society and in the LGBT community, the abuse and harassment of individuals through these means has also increased.

Physical violence is increasing, a dangerous trend that has unfolded for the last 4 years. In 2011 24 victims (22% of cases) reported injury and 18 of them (16%) were injured severely enough to require medical attention. Sexual assault within the context of a hate incident continues to be of concern. Eight such sexual assault incidents (3% of cases) were reported in 2011.

The location of bias/hate incidents has shifted in recent years, with reports of workplace and neighborhood incidents. Slightly over one third of incidents (42 reports) took place in our neighborhoods and our work places (3%, or 3 reports), indicating an alarmingly close connection to perpetrators. This is likely a reflection of the level of intolerance in society at large and the increasingly violent political rhetoric. Schools, colleges, and universities remain unsafe environments for many LGBT people, consisting of 4% of reported places (4 reports) hate violence occurred in 2011. Bullying continues, with 4 reports in 2011 (4% of reported violence types), despite increasing awareness about safety and the implementation of LGBT inclusive anti-bullying programs. BRAVO received 54 reports (49%) of hate violence that occurred on the street. Ohio incidents that occurred on the street were often unprovoked, sending the terrorizing message that LGBT people are unsafe simply because of their identity.

The Columbus Division of Police continues a long-standing record of one of the best reporting rates in the entire country and one of the most professional and responsive law enforcement agencies to the LGBT residents of The City of Columbus. According to the Columbus Police, in 2011, 30 incidents were reported to the police, 16 (53%) of those incidents were awarded bias crime status and arrests were made in 6 (20%) of those cases. Victims who interacted with Columbus Police Officers mostly reported positive and professional responses by officers. In only 7 cases (25% of reported cases) were the officer's responses rated as indifferent. There were no cases where the officer's behavior was deemed offensive or inappropriate. BRAVO's long standing work with the Division and the fact that BRAVO has provided training to Columbus Police recruits since 1996 are clear and convincing evidence that institutional change can in fact be accomplished over time with education. BRAVO hopes to use training and this model to improve relationships with other police departments around the State of Ohio, thereby increasing the quality and professionalism of services delivered to LGBT residents around Ohio.

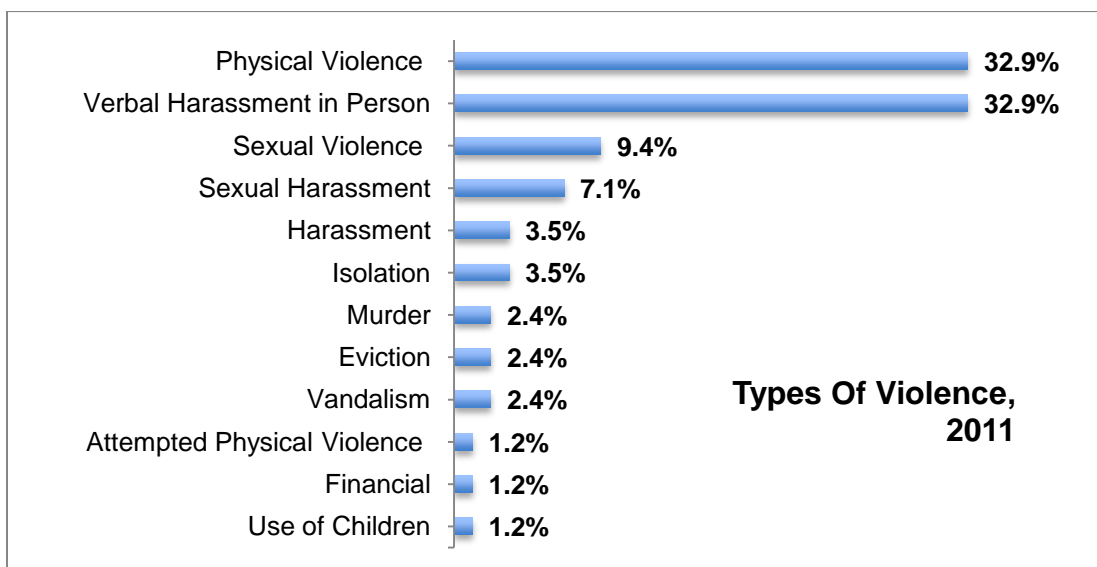
CENTER ON HALSTED ANTI-VIOLENCE PROJECT (COH AVP)

Chicago, Illinois

In a safe and nurturing environment, Center on Halsted serves as a catalyst for the LGBT community that links and provides community resources, and enriches life experiences.

Center on Halsted is the Midwest's most comprehensive community center designed to meet the needs and enrich the lives of LGBT individuals. It began in 1973 as an information clearinghouse and meeting space for gays and lesbians, named Gay Horizons. Over the years, in response to the emerging needs of the community, Center on Halsted established programs for persons living with HIV/AIDS, survivors of violence, young people, and older adults. In 2007, following the successful completion of a \$20 million capital campaign, we opened the doors to our current community center, bringing together the rich history of social services we provide for lesbian, gay, bisexual, and transgender (LGBT) people with an opportunity to broaden our work and increase our programs. Center on Halsted Anti-Violence Project responds to hate, domestic, sexual, police, and HIV-related violence across our region, providing direct support and services to survivors and witnesses, including crisis support, counseling, advocacy, safety planning, court accompaniment, and information and referrals. Our Training & Violence Prevention programs decrease the impact of bias in the lives of LGBT people, reducing both risk for harm and re-victimization by emergency responders and service providers.

In 2011, 21% of reports (15) to COH AVP indicated that incidents of hate violence occurred at a private residence. Those reporting hate violence at a private residence disclosed that perpetrators of such violence were most often neighbors or landlords. Other reports of hate violence at private residences were perpetrated by family members of victims and survivors. A small number of our incident reports indicated that perpetrators at private residences were police officers who had responded to calls for assistance at the residences, unfortunately highlighting a climate within which LGBTQH individuals experience hate violence as part of systems responses when seeking help during or after incidents of intimate partner violence and/or sexual violence.



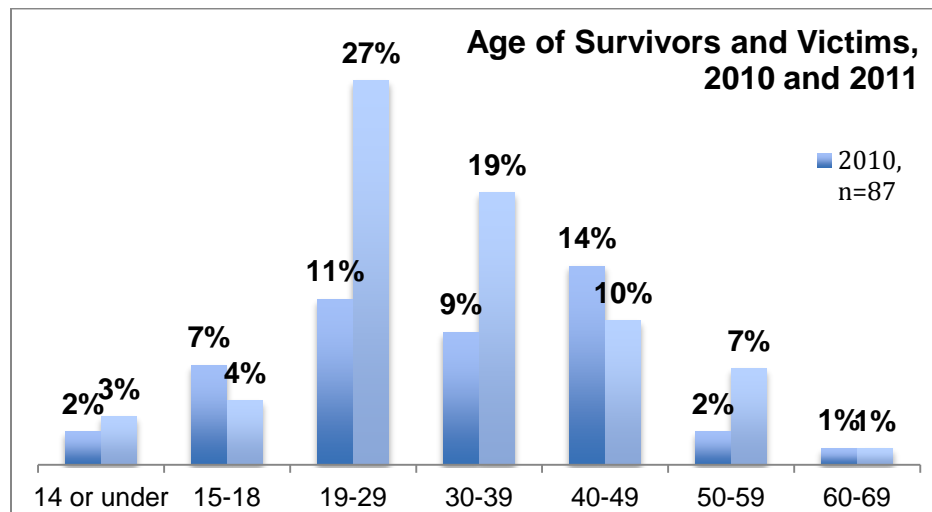
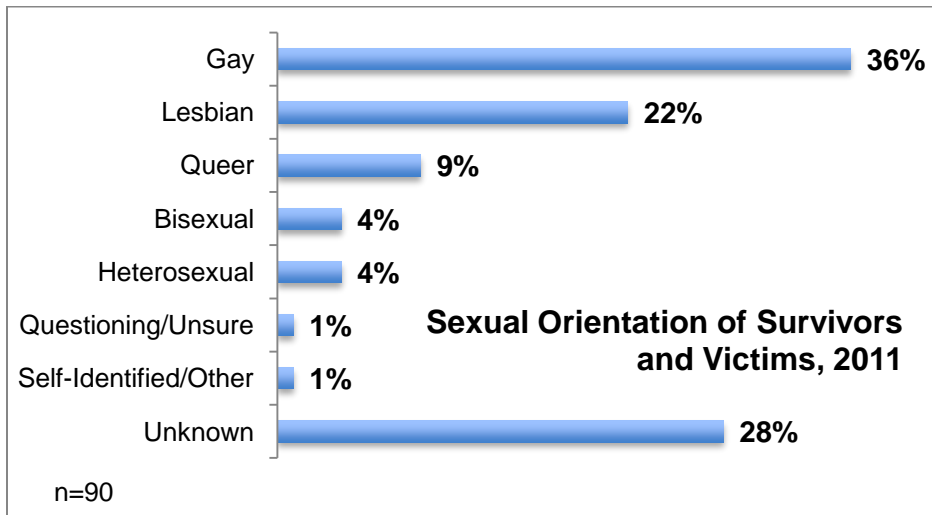
Reports of anti-LGBTQH violence made in 2011 indicated that “physical violence” occurred in 33% of incidents (28 incidents) and “verbal harassment” occurred in 33% of incidents (28 incidents), making them the two most common types of violence. Considering that the largest number of incidents of hate violence were reported as occurring at private residences, followed by incidents in the survivor/victim’s workplace, important aspects of individual safety planning and violence prevention activities become apparent. Analyzing information about types of violence experienced alongside data regarding the location of hate incidents reveals that LGBTQH people who reported to COH AVP survived hate violence in two of life’s most common settings: at home and at work.

The total number of reports of survivors and victims of hate violence made to COH AVP decreased by 41% from 124 in 2010 to 73 in 2011. We do not believe this represents a decrease in actual incidents or number of victims of hate violence, but that it indicates a decrease in reporting. During 2010, there was increased media coverage of and community actions regarding specific incidents of hate violence against LGBTQH people in the Chicago area. This also occurred in the context of increased visibility of anti-LGBTQH violence due to implementation of the “Matthew Shepard and James Byrd, Jr. Hate Crimes Prevention Act” during the last quarter of 2009. We believe this increase in media attention, public discussion, and community action regarding anti-LGBTQH hate violence prompted survivors, witnesses, and service providers to report incidents to COH AVP while visibility of such violence was more prominent in the general public. The number of victims or survivors reported to COH AVP during 2011 seems to continue a consistent trend of annual, cyclical fluctuations. Over the past four years, the number of survivors and victims of incidents of anti-LGBTQH violence reported to COH AVP were as follows: 2008 = 108; 2009 = 79; 2010 = 124; and 2011 = 73.

COLORADO ANTI-VIOLENCE PROGRAM (CAVP)

Denver, Colorado

Since 1986 the Colorado Anti-Violence Program has been dedicated to eliminating violence within and against the lesbian, gay, bisexual, transgender, and queer (LGBTQ) communities in Colorado, and providing the highest quality services to survivors.



CAVP provides direct services including a 24-hour statewide hotline for crisis intervention, information, and referrals. CAVP also provides technical assistance, training and education, and advocacy with other agencies including, but not limited to, service providers, homeless shelters, community organizations, law enforcement, and other community members. CAVP also runs Branching Seedz of Resistance (BSEEDZ), a youth-led project that works to build community power to break cycles of violence affecting LGBTQ young people. Using strategies of community organizing, arts & media, action research and direct action BSEEDZ sparks dialogue, educates, and empowers youth to take action. Led entirely By Youth, For Youth BSEEDZ continues to build a base of youth leaders locally and nationally who are committed to fighting for safety and justice in their lives, families, and communities.

The numbers of survivors calling CAVP's hotline to report hate violence in 2011 increased by 3% from 87 in 2010 to 90 in 2011. The largest percent of unknown offenders were strangers (53% or 8), followed by police (20% or 3). Known offenders such as landlords, neighbors, or tenants constituted 12% or 11 of offenders identified. CAVP's data suggests that heterosexual men between the ages of 19-29 were the largest group of offenders.

Reports of police misconduct and excessive force by police remained at concerning levels, with 9 cases (10%) being reported to our hotline, including 5 reports (5%) from Denver. In one case from southern Colorado, a gay male couple who were being harassed and threatened in their home by their neighbor reported to the police only to be told that the police would not help. Hotline advocates received similar reports of police refusing to take reports or taking the side of harassing neighbors or landlords.

Reports from Latin@ survivors were up by 250% from 6 in 2010 to 21 in 2011, making up a total of 23% of all hate violence reports received in the year. In a complex case a Latina lesbian couple got in touch with CAVP as they dealt with homophobia and bias from their state-appointed attorney in a child neglect case; the impact of heavy institutional homophobic and racist bias impacted their case and their ability to advocate for their rights.

CAVP also heard from three inmates in Colorado correctional facilities including: a transgender woman who reported that she was continually denied medical attention despite persistent physical pain, and a lesbian who reported violence, sexual assault, and on-going intimidation by facility authorities as she sought to report an initial assault by a male staff member.

More incidents took place in private residences than noted in previous years, which may be due to more accurate data tracking. Incidents at private residences occurred in 13 instances or 14% of all reported cases, 10 instances (11%) of violence occurred on the streets, and 3 instances (3%) occurred in schools, colleges and universities. The use of threats (9% of cases, or 3), and verbal harassment (12% of cases, or 14) continue to impact a person's perception and assessment of safety in a community, home or area, and remains underreported to law enforcement. In fact, underreporting to law enforcement continues to be at high levels on the whole for hate and bias-motivated violence, discrimination, and intimidation. Of those who interacted with the police, 31% (5 reports) complained of an "indifferent" police attitude.

Reports from outside Denver metro highlighted the intensity of homophobia and transphobia faced by individuals, the fear engendered by a sense of isolation, and a hesitation to report incidents in smaller or rural communities because of the fear of being outed, and/or retaliation. In three separate cases from western Colorado, two gay men were sexually assaulted by men claiming to be heterosexual and, a lesbian was raped by several men. None of the survivors reported to law enforcement. An openly gay student at a local university was physically assaulted by a group of other male students at a football game for holding his boyfriend's hand in public; he too never reported to the police for fear of retaliation, mistrust of the "authorities" and a sense of hopelessness for any positive outcome.

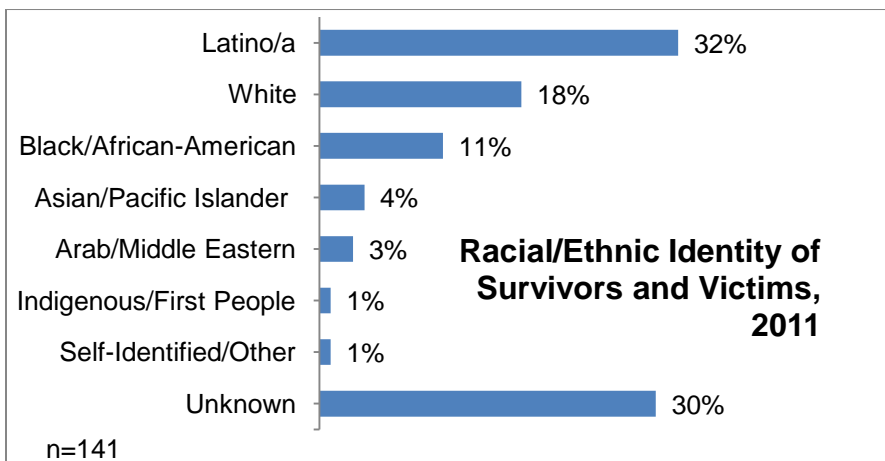
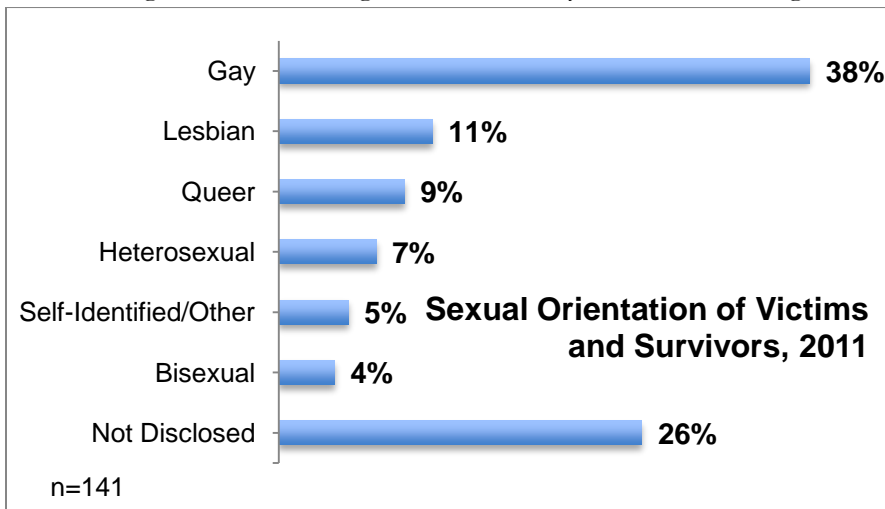
CAVP continued an extensive education and training program throughout the state, including technical assistance projects. The advocacy program also increased face-to-face meetings with survivors and their families to offer stronger advocacy, support, and assessment.

COMMUNITY UNITED AGAINST VIOLENCE (CUAV)

San Francisco, CA

Founded in 1979, Community United Against Violence (CUAV) works to build the power of lesbian, gay, bisexual, transgender, queer, and questioning (LGBTQQ) communities to transform violence and oppression. We support the healing and leadership of those impacted by abuse and mobilize our broader communities to replace cycles of trauma with cycles of safety and liberation. As part of the larger social justice movement, CUAV works to create truly safe communities where everyone can thrive.

CUAV provides services to LGBTQ survivors of violence, most of whom are low- and no-income and people of color, that range from community resources and referrals to peer counseling to case management, including court accompaniment. We also have a participant to member pipeline where survivors have more opportunities to engage with each other around the violence they are experiencing as a community. In 2011, we officially became a bilingual organization. All of our publications, services, and organizing efforts are conducted in both English and Spanish. As an organization, we also participated in a campaign against Secure Communities (S-COMM) with a coalition in San Francisco that led to a local victory with the Board of Supervisors. In addition, CUAV mobilized over 63 LGBTQ organizations throughout the country to “come out” against S-COMM in October.



Overall, the number of survivors reporting incidents of hate violence in 2011 decreased by 34% compared to 2010 (213 to 141). It is likely due to transitions in program structure and documentation processes. CUAV started to implement programming in 2011 that focused on deeper support and leadership development for survivors, which entails decreasing number of individuals reached while increasing our avenues for engagement, healing, and empowerment. Of the people who did report incidents of anti-LGBTQ violence, 38% or 54 survivors identified as gay and 11% or 15 survivors identified as lesbian. The higher rates of reporting from gay and lesbian community members may be a result of familiarity and historical awareness – many mainstream gay and lesbian organizations and community members have known of CUAV throughout its 33-year history as a place to report incidents of anti-LGBTQ violence and come to our organization without us doing outreach. When a person chose to disclose their gender identity, people self-identified as men 49% of the time (69 total survivors) and self-identified as women 28% of the time (40 total survivors). 13% of respondents (19 respondents) who disclosed their gender identity also identified as transgender. While a percentage of people who self-reported as men or women may also be transgender, the high number of reports from people identifying as men may be due again to historic familiarity with CUAV's programs and services. In addition, the data collection methodology used for this report focuses on unduplicated numbers of individuals reporting and given CUAV's new model for work, we are supporting a smaller number of individuals who are experiencing several incidents of hate violence per year which are not accounted for in this statistical analysis.

People who self-identified as Latino/a accounted for the largest known category of race/ethnicity (32%, 45 individuals) with people who self-identified as White accounting for the second largest known category (18.4%, 26 individuals). While these numbers may reflect higher rates of occurrence or reporting by these two race/ethnicities, they may also reflect the broader demographic of the neighborhood in which CUAV's offices are located. High reporting rates from Latino/a survivors of anti-LGBTQ violence may also be a result of providing all of our services and programs bilingually in Spanish and English with an increased consistency in 2011. In addition, most of the data we collect for this report comes from our Safety Line, which has traditionally been accessed in larger numbers by White survivors. Other CUAV programming is composed of a majority Latino/a and African American members and/or participants.

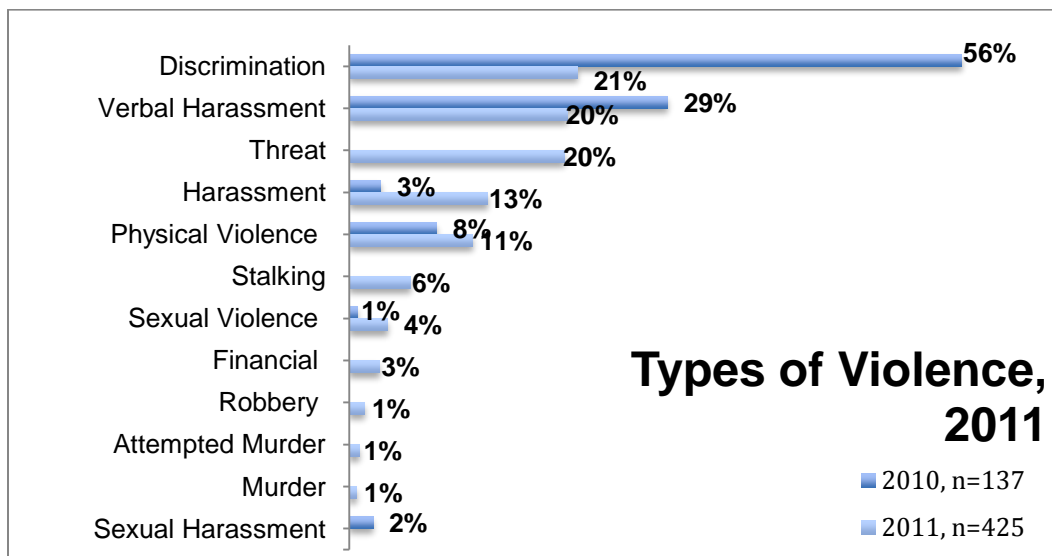
In 2011, a quarter of the total hate violence survivors (35 survivors) reported that they knew their offender. Of the 25% of survivors who knew their offenders (35 survivors), landlord/tenant/neighbor represented the most common relationship at 40% (14), while employer/co-worker represented the second most common relationship at 13% (4 survivors). High reporting of violence from landlords, tenants, or neighbors is consistent with numbers from 2010 (15% of total reported relationships). Though reports of violence from employers and co-workers decreased 92% in 2011, the prevalence of harassment and violence from employers and co-workers may be indicative of lingering negative impacts from the economic recession, and higher number of our survivors being unemployed.

EQUALITY MICHIGAN

Detroit, Michigan

Equality Michigan is committed to ensuring full equality and respect for all people, regardless of sexual orientation, gender identity, or gender expression. The Department of Victim Services is committed to ending anti-gay, lesbian, bisexual, transgender, and HIV-positive violence and discrimination. The organization is committed to providing personal support and advocacy, both within and outside the criminal justice system, to those who have suffered from anti-LGBTQ and HIV-positive violence and discrimination.

Equality Michigan was a founding member of NCAVP and has existed for over 19 years, acting as a voice against violence directed at the LGBTQ community. Equality Michigan was a pioneer in addressing police brutality against the LGBTQ community in publishing its “Bag a Fag” report on an infamous campaign of intimidation and brutality by the Detroit Police. Based in Detroit, the Department of Victim Services responds to reports of harassment, violence, and discrimination from around the state. We offer post-crisis support, criminal justice advocacy, other advocacy, and facilitated referrals to LGBTQ-affirming resources. We work with community partners to ensure that the diverse facets of the community are reached and supported by our work. Those affected by violence and discrimination can reach us through a toll-free helpline, through a contact submission online, via Facebook or via email.



While the organization did not see a dramatic increase in the number of reported victims, the number of violent crimes (up 336%, from 11 to 48), reported types of victimization (up 210%, from 137 to 425), robberies (0 in 2010, 6 in 2011) and homicides (0 in 2010, 3 in 2011) all increased drastically. Upon noticing these spikes in violence, we developed a strategy of focusing outreach efforts on severely affected communities. As a result, we focused on fewer cases that were more severe in terms of physical violence and multiple types of violence. The community focused in on Equality Michigan as a resource in cases of homicide and severe hate-related violence, with cases that garnered a great deal of media attention both in the state and nationally, including Shelley Hilliard’s brutal murder in October 2011. The number of calls the organization received actually doubled in from 2010. However, this sharp increase in calls also includes those who were secondarily affected by anti-LGBT violence, including family and

friends of homicide victims and assault survivors, as well as others whose reported incidents could not be classified as hate violence and therefore did not warrant an NCAVP intake. We expect to see increases in incidents as we implement outreach efforts to communities facing particular distress, including LGBT youth of color in areas of the city of Detroit and Highland Park, which are particularly affected by violence. Based on what we know about hate violence we expect to see an increase in number of incidents as we increase general outreach in Flint, Grand Rapids, and suburbs northeast of Detroit. As the organization continues to form partnerships with others who are doing anti-discrimination work, including data collection, we also expect the reported incidents to increase.

Increases in female-identified survivors (49%, or 68 total survivors in 2011 compared with 37%, 51 survivors in 2010), transgender-identified survivors (increased from 9%, 12 survivors, in 2010 to 17%, 24 survivors, in 2011) and survivors under the age of 29 (36%, 50 total survivors compared with 28%, 53 survivors, in 2010) indicate an overall shift in survivor demographics. Notably, the number of transgender survivors increased 17%, from 12 to 24, from the previous year and all three homicides discovered in 2011 were transgender women of color. The number of survivors who identified as men also decreased by 18%, from 78 to 64, showing what we again see as a shift in outreach to affected communities.

As previously mentioned, there was a drastic increase in severe violence reported in 2011. There was a 336% increase in physical violence (48 reports in 2011 compared with 11 reports in 2010). There was also a 1500% increase in reports of sexual violence, from 1 case in 2010 to 15 reports of sexual violence (4% of total violence types) in 2011. There were 4 cases of attempted murder (1%) and 3 cases of homicide (1%). There was one reported homicide in 2010 and no reported cases of attempted homicide. Despite these drastic increases in severe violence, the larger part of reported incidents continued to be harassment (54 reports consisting of 13% of total reports). To address the drastic increase in severe violence, Equality Michigan partnered with the Ruth Ellis Center, other community organizations, law enforcement entities, and government representatives. We presented a number of community forums, and continue to do so as the increased violence continues in 2012. We have and continue to address increased violence amongst transgender women, severe cases of hook-up violence and hate crimes to ensure that the community is made aware of the realities of hate violence across the state. We hope that decision makers understand the depth of the problem of violence and commit to addressing and preventing hate violence against LGBTQ and HIV-positive communities.

THE VIOLENCE RECOVERY PROGRAM (VRP) AT FENWAY COMMUNITY HEALTH

Boston, MA

The Violence Recovery Program (VRP) at Fenway Community Health was founded in 1986 and provides counseling, support groups, advocacy, and referral services to lesbian, gay, bisexual, and transgender (LGBT) victims of bias crime, domestic violence, sexual assault, and police misconduct. The VRP mission is to provide services to LGBT victims who have experienced interpersonal violence as well as information and support to friends, family, and partners of survivors, raise awareness of how LGBT hate crime and domestic violence affects our communities through compiling statistics about these crimes, and ensure that LGBTQ victims of violence are treated with sensitivity and respect by providing trainings and consultations with service providers and community agencies across the state.

In 2011, Violence Recovery Program staff provided individual counseling and referrals to over 300 LGBT survivors of violence. 24 survivors participated in one of our three therapy groups offered. These groups included the LGBT Trauma Education Group, The Male Sexual Assault/Abuse Group, and the Movement and Mindfulness Group which employs sensorimotor therapy to combat symptoms of PTSD. Our staff also provided survivors with education and assistance in accessing the criminal justice system; assisted clients in filing police reports and restraining orders, connected survivors to LGBT-sensitive medical and legal services; and advocated on behalf of survivors with police departments, District Attorneys' offices and the Attorney General's Civil Rights and Victim Compensation divisions; as well as with public housing, public assistance, and other social services.

In 2011, the Violence Recovery Program documented 26 cases of anti-LGBTQ hate violence, which is a 13% increase in reports from 2010 (23 reports). Massachusetts incidents included in this report were reported to us by individuals seeking our services, by individuals aware of our documentation efforts, and by police departments and other victim-service agencies we collaborate with. The increase in reporting is likely a result of increased collaborations with the police, communities of color, and other anti-violence groups in the past year.

In any given year incidents are reported to police that do not get reported to the VRP. A more complete picture of anti-LGBT hate crimes in Massachusetts can be obtained by viewing police hate crime statistics, released annually. In 2011 the Civil Rights Unit of the Boston Police Department (BPD) also saw an increase in reporting. 79 civil rights violations were reported in 2011 whereas 103 cases were reported in 2010. Only 4 of the 103 cases were also reported to the Violence Recovery Program. It is possible that the BPD receives a higher number of reports, as they are the first responders to any type of violence.

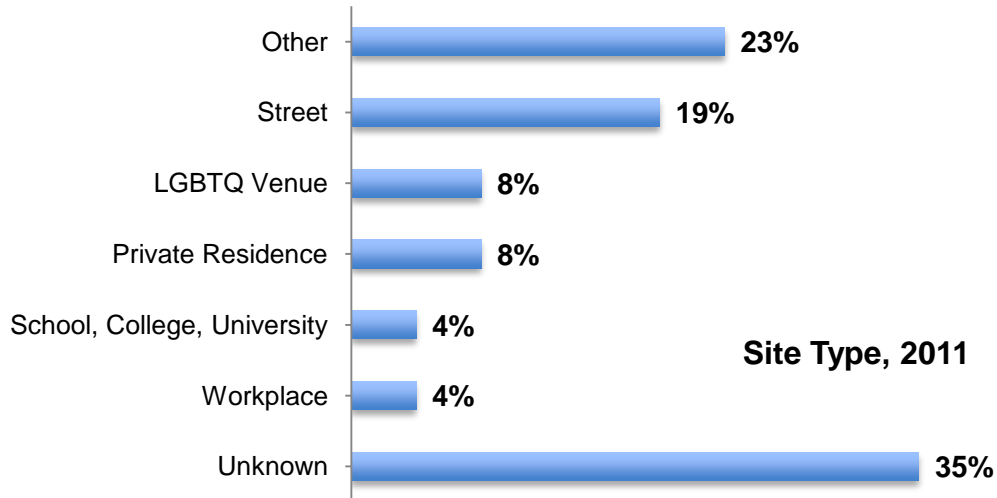
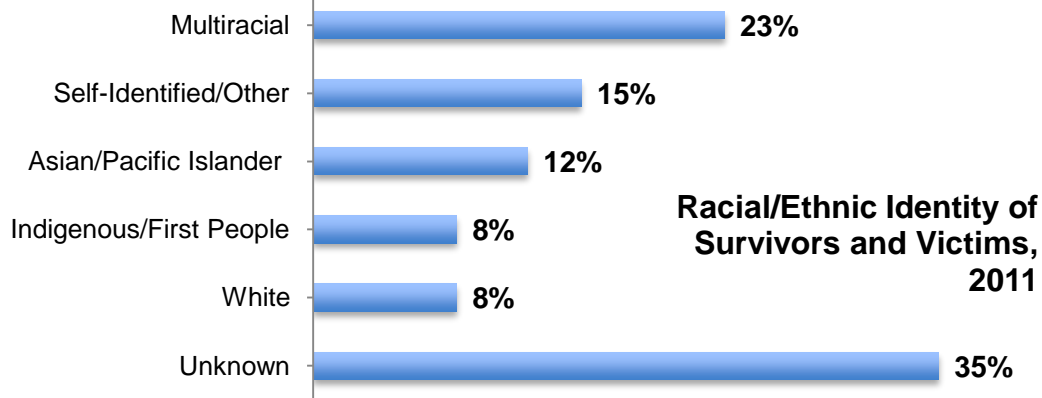
The VRP took various steps in 2011 to expand our coordination with the Boston Police Department and other law enforcement agencies. Staff are continuing to meet monthly with the Civil Rights Unit of the Boston Police

Department. Additionally, we have developed a working group of agencies interested in upholding GLBT Civil Rights. This group meets monthly at Boston Police headquarters with Gay & Lesbian Advocates and Defenders, AIDS Action, The Massachusetts Transgender Political Coalition, the Massachusetts Bay Transportation Authority Police liaisons and various ranking officers from the BPD including Command Staff. This group spearheaded a “Know Your Rights” campaign and developed posters and palm cards aimed at helping the community to interact with the police appropriately while also informing them of their rights.

Quite often civil rights violations are reported but hate and bias indicators are not always identified or captured in the police reports by first responding officers. Because of our collaborations with the BPD Civil Rights Unit, our team has also worked in close collaboration with the BPD’s Boston Regional Intelligence Center (BRIC) to identify hate speech, anti-GLBT epithets, and other derogatory terms in order to expand the database of language the BPD uses to identify possible civil rights violations. Consequently, with the additional anti-GLBT verbiage that we have provided to BRIC, potential hate crimes that previously may have been missed are now being screened more carefully and referred to the Civil Rights Unit for investigation.

Historically the VRP has reported higher numbers of white survivors. This year we have seen a spike in LGBTQ people of color reporting incidents. In 2010 a total of 6 individuals (26%) identified as non-white whereas in 2011 15 individuals (58%) identified as non-white. This increase may be due to an organizational collaborative that the VRP spearheaded in 2011. This collaborative, entitled TODAS (Transforming Ourselves through Dialogue Action and Services) was awarded a 2-year, \$300,000 grant by the U.S. Department of Justice: Office on Violence against Women to address LGBT domestic violence in Boston-area African-American and Latino/a communities. Partner organizations include the Hispanic Black Gay Coalition, The Network/La Red, and Renewal House. The VRP is aware that expecting that LGBT people of color to receive care in a white-dominated environment where services are created without community input can contribute to a feeling of alienation. It is possible that this new partnership and opportunity to work as a community has contributed to higher numbers of LGBTQ people of color reporting hate violence to our agency.

Transgender, queer and questioning survivors are under-represented with only 4 respondents (15%) identifying as transgender in 2011. The numbers of gay men and lesbian women who reported hate violence remain consistent, with 11 gay men (42%) and 6 lesbian respondents (23%) both in 2010 and 2011. People who identify as queer, transgender, or questioning may be less likely to report incidents of violence because of the specific legal and societal issues these communities face. This realization has led the VRP’s to increase outreach to transgender and queer communities.



n=26

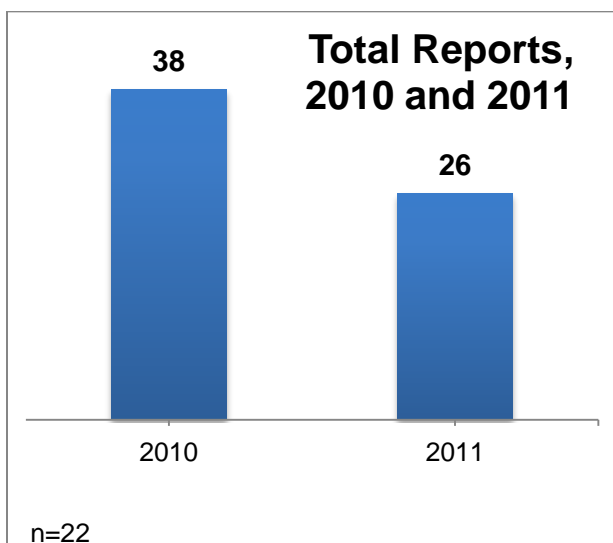
GAY ALLIANCE OF THE GENESEE VALLEY

Rochester, New York

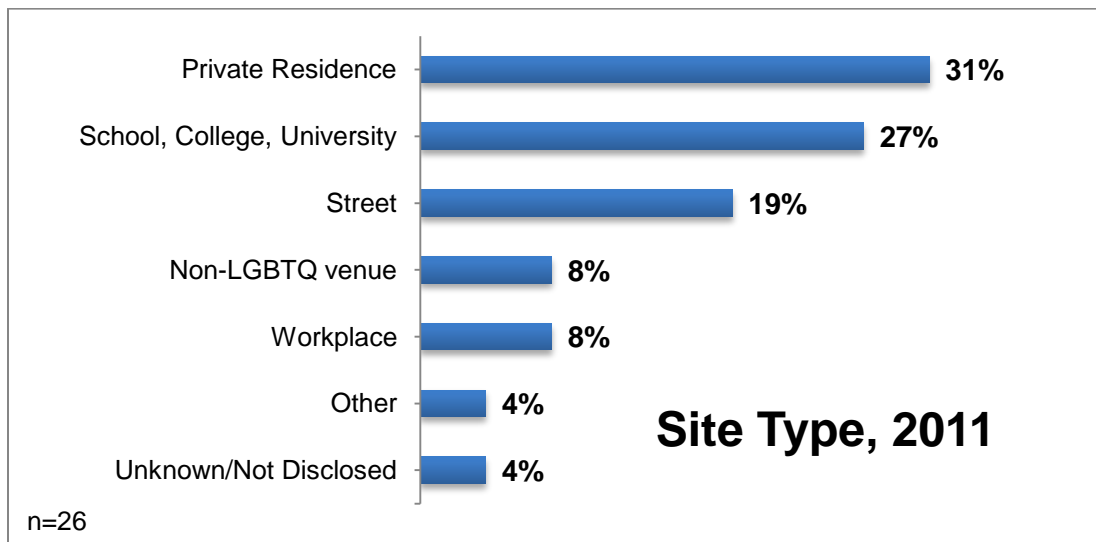
The Gay Alliance of the Genesee Valley is dedicated to cultivating a healthy, inclusive environment where individuals of all sexual orientations and gender expressions are safe, thriving, and enjoy full civil rights.

Reduced government funding has impacted the Gay Alliance, like many other non-profit organizations across the country, and while private donations continue to be strong, they cannot keep pace to replace shrinking grant support. In 2011, the agency lost the last of 3 grants that funded our Community Safety Programs. These economic realities moved the agency to adopt a new strategic plan in early 2012 that reduced the staff by one person and eliminated the agency's Anti-Violence Project.

The Gay Alliance's commitment to its mission to cultivate healthy, safe, and thriving LGBT communities is unwavering. While we will no longer conduct specific outreach around safety issues, nor provide direct victim services, we will employ a triage and referral model for victims who contact us needing support. Through our Education Programs, we will continue to provide needed cultural competency training to professionals in the criminal-legal system and to local victim service agencies in a continued effort to increase their competency to work with LGBT victims of violence.



The number of victims served by the agency continued to decrease in 2011. This is a reflection of decreased staffing of the Anti-Violence Program and should not be interpreted as a decrease in violence faced by the LGBT community. The number of school-based incidents increased in 2011, with victims ages 15-18 (6) accounting for the largest age group, 23% of all reports. These incidents were also marked in particular, by a 200% increase of physical violence (from 2 instances in 2010 to 6 instances in 2011). Some examples include: one female high school student left school in an ambulance following an attack by female classmates. The school nurse was concerned that she may have suffered a concussion during the attack. Another example of this violence occurred when a male high school student came home with visible bruises after he was beaten because his older sister, also a student at the school, identifies as a lesbian. We believe the increased focus on bullying and youth suicide moved to students and parents to be more active in seeking support for these incidents outside of the school bureaucracy.



Incidents that took place in or at private residences continue to represent the number one issue reported to the agency, accounting for 31% (8) of all incidents. These incidents range from verbal harassment by neighbors, to anonymous vandalism, to specific harassment and discrimination by landlords. We did have success in 2011 in advocating for a local sheriff's department to charge harassment and stalking in one such case.

KANSAS CITY ANTI-VIOLENCE PROJECT (KCAVP)

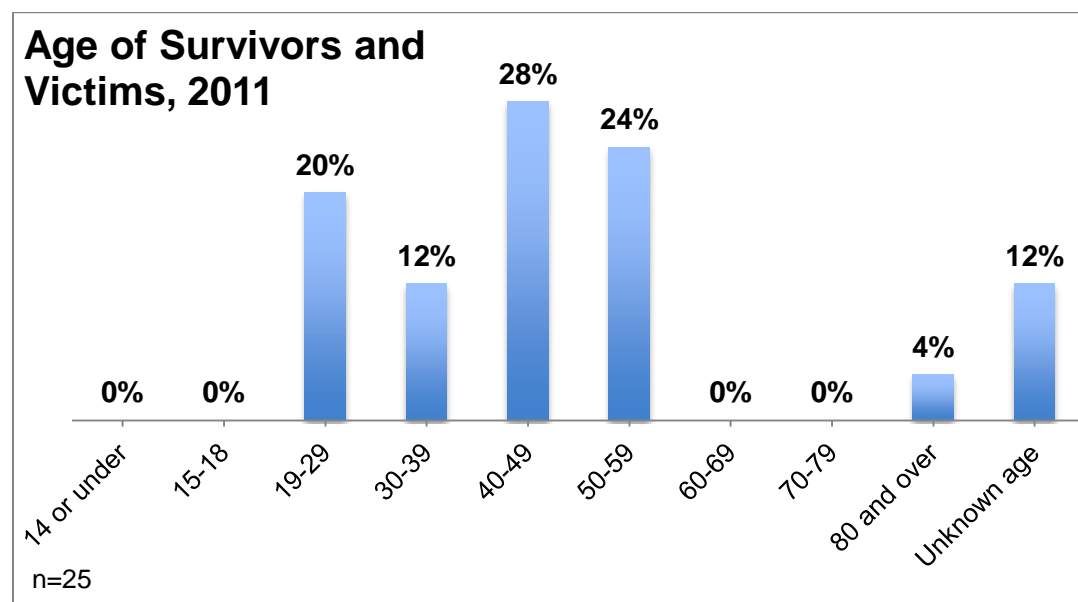
Kansas City, MO

The Kansas City Anti-Violence Project (KCAVP) provides information, support, referrals, advocacy and other services to lesbian, gay, bisexual, and transgender (LGBT) survivors of violence including domestic violence, sexual assault, and bias crimes, focusing these services within the Kansas City metropolitan area. KCAVP also educates the community at large through training and outreach programs. KCAVP has been serving the LGBT community in the Kansas City Metropolitan Area since 2003.

KCAVP relies on partnerships throughout the community to assist survivors with their needs. Demands for training and outreach from the community have increased, especially for younger groups of people. The prevention program that KCAVP provides is targeted at 14-21 year olds and reaches youth through a variety of avenues. KCAVP's collaborative relationships with youth service providers allow both young people and those that serve young people to address issues of homophobia, biphobia, and transphobia.

The Justice Project, a local organization that works with women-identified people to overcome their criminal records, and KCAVP collaborated in response to the murder of Dee Dee Pearson, a transgender woman killed in December in Kansas City. The Gay and Lesbian Alliance Against Defamation (GLAAD) assisted KCAVP in reaching out to the media in order to correctly cover her murder. The loss of Dee Dee continues to be felt throughout the community.

Overall, the number of survivors that KCAVP worked with decreased by 36%, from 39 in 2010 to 25 in 2011. This decrease could be a result of program funding shifts between 2010 and 2011 that reduced outreach and education staff's capacity to conduct outreach, rather than an actual decrease in violence.



The largest proportion (28%, 7) of survivors who reported were ages 40-49. KCAVP is well known to this age range in the community as a result of word of mouth referrals from friends and networks, and from consistent outreach to this age range for several years.

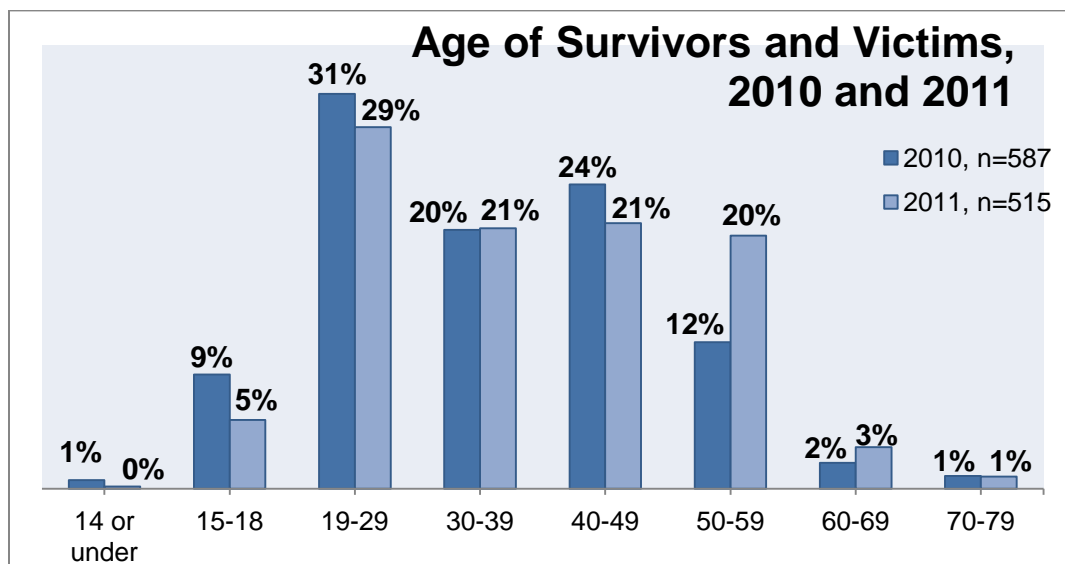
In 2011, the most common type of violence that survivors experienced was threats (26%, 14 instances) followed by physical violence (17%, 9 instances). Threats are taken seriously by staff, as we recognize the impact that experiencing violence has on an individual. Survivors that KCAVP served often utilized therapeutic services of clinicians that we partner with.

LOS ANGELES GAY & LESBIAN CENTER'S LEGAL SERVICES DEPARTMENT, THE ANTI-VIOLENCE PROJECT

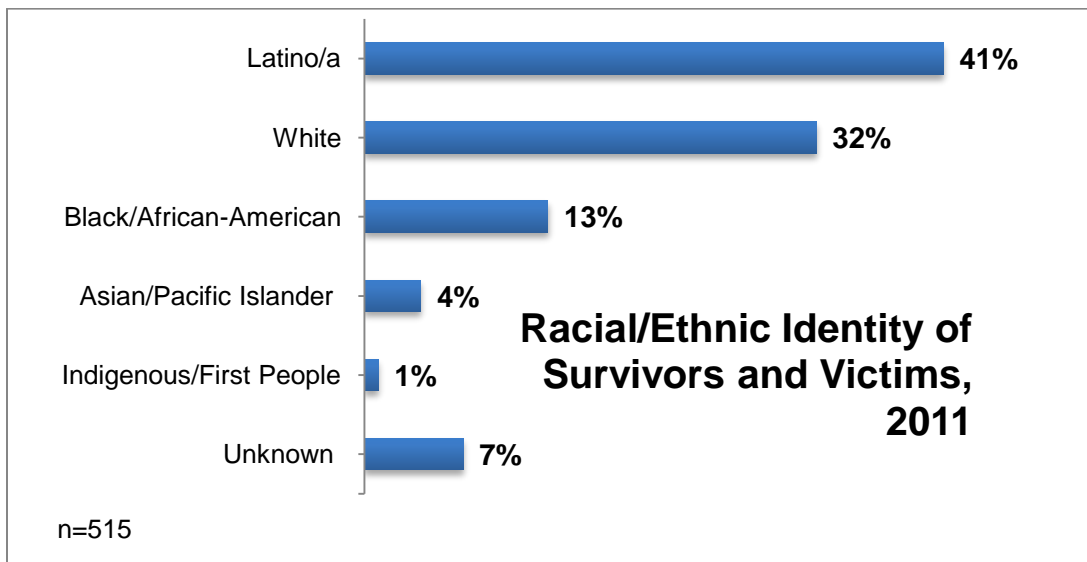
Los Angeles, CA

Established in 1988 by L.A. Gay & Lesbian Center's (LAGLC) Legal Services Department, the Anti-Violence Project (AVP) has become the largest and most comprehensive victim services program in Southern California specifically assisting victims of anti-LGBTQ hate violence. Through State-certified Victim Advocate staff, trained crisis counselors, and outreach volunteers, AVP provides a wide array of victim recovery and empowerment services including crisis counseling, advocacy with law enforcement, attorney consultations and referrals, and referrals to long-term counseling and other social services.

The AVP includes a specific focus on serving the transgender community, which experiences disproportionate levels of hate violence. Historically, the transgender community is the most underserved population within the LGBTQ communities. In order to raise awareness and sensitivity to transgender issues, AVP has aggressively provided transgender cultural competency trainings to law enforcement, as well as to a wide array of service providers and community organizations.



In 2011, a total of 515 survivors contacted the AVP for services, constituting a 20% decrease from 644 survivors in 2010. There was also a significant increase of survivors over the age of 50, accounting for 24% of survivors (125), which can be attributed to LAGLC's expanded services to LGBTQ seniors.



Latino/a survivors (41%, 210) were the largest race/ethnicity to report hate violence, which is consistent with the overall demographics of Los Angeles County's population.

Notably, while the number of non-transgender individuals reporting hate violence dropped, the number of transgender individuals increased by 18%, from 97 in 2010 to 114 in 2011. Out of the total number of transgender survivors (114), 76% (87) were transgender women of color and more than half were primarily Spanish speakers. This increase may be attributable to AVP's expanded outreach to the transgender community through "Know Your Rights" trainings, and the addition of a part time Spanish/English bilingual victim advocate dedicated to providing services for transgender clients.

We were also saddened by the murder of an African American transgender woman, Cassidy "Chase" Vickers, who was shot in Hollywood on the evening of November 17th. The suspect has not yet been apprehended, and is believed to have also attempted murder on another African American transgender woman later that evening in a West Hollywood park. The AVP organized a community vigil and partnered with other local organizations to provide information to media and the community about the on-going investigation.

MONTROSE COUNSELING CENTER

Houston, Texas

Montrose Counseling Center empowers our community, primarily gay, lesbian, bisexual, and transgender individuals and their families to enjoy healthier and more fulfilling lives by providing culturally affirming and affordable behavioral health and preventative services.

Montrose Counseling Center works with clients who have dealt with hate/bias crimes by providing counseling, case-management, advocacy, and hospital-police-court accompaniment. We have also partnered with Houston's FBI Hate Crimes Unit to create a meeting for advocates and law enforcement to discuss Hate Crime trends in Houston and how to meet community needs. We are working on bullying and other bias crimes, which affect the GLBTQ community, within schools in Houston.

Montrose Counseling Center serves a target population of LGBTQ clients. In 2011, we served three new clients who reported hate/bias crimes. Of those clients, two were African American and one was white. Of those, two identified as gay men and one identified as lesbian. All three identified the hate/bias incidents as being related to anti-LGBTQ issues. One client fell into the 19 to 29 age group, one into the 30 to 39 age group and one into the 40 to 49 age group. While Montrose Counseling Center offers services to survivors of any hate/bias crime under its hate crimes grant, the majority of hate and bias reports are related to sexual orientation and gender identity, which may be because Montrose Counseling Center is known as a primarily LGBTQ agency. Montrose Counseling Center is working to expand these services and to continue working with the Houston Police Department and the FBI to reach out to other minority groups to offer services. Montrose Counseling Center is also planning on starting groups within the Houston Independent School District to work with high school students who are experiencing hate/bias crimes.

NEW YORK CITY ANTI-VIOLENCE PROJECT

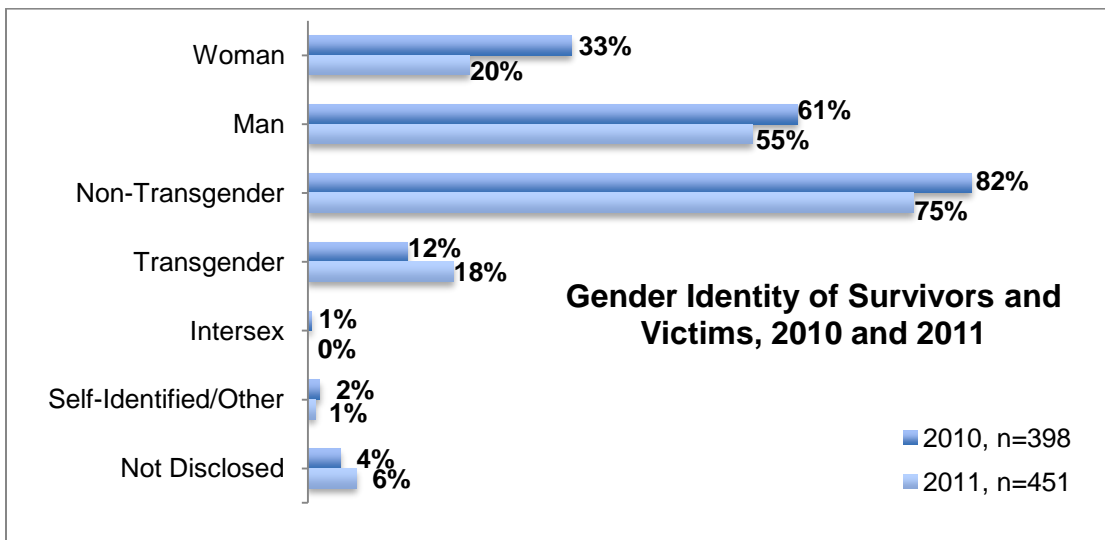
New York, New York

The New York City Anti-Violence Project (AVP) envisions a world in which all lesbian, gay, bisexual, transgender, queer, and HIV-affected people are safe, respected, and live free from violence. AVP's mission is to empower lesbian, gay, bisexual, transgender, queer, and HIV-affected communities and allies to end all forms of violence through organizing and education, and support survivors through counseling and advocacy.

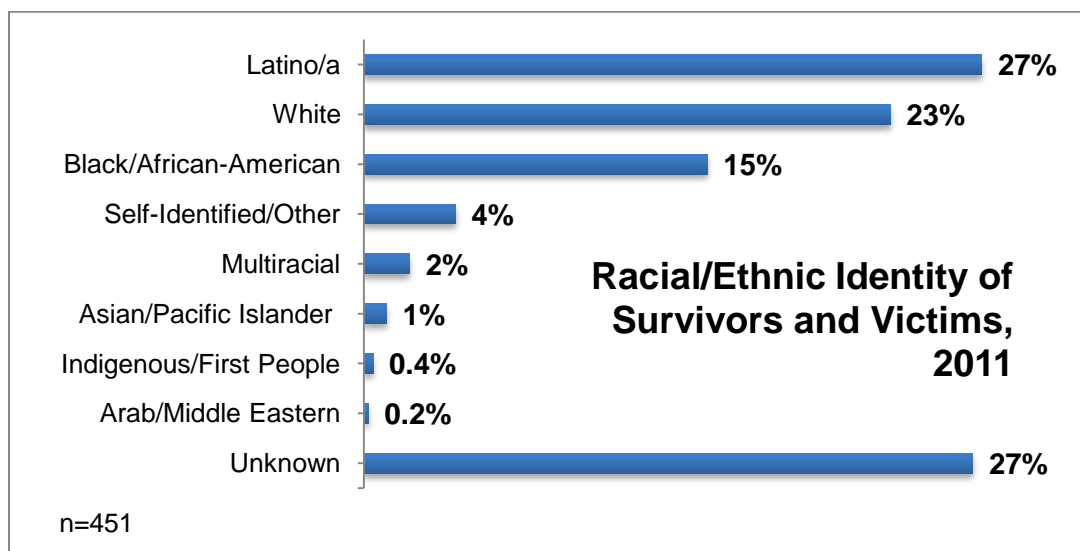
AVP was founded in 1980 in reaction to neighborhood incidents of anti-LGBTQH violence and the failure of the criminal legal system to respond. Today, AVP provides free and confidential assistance to thousands of LGBTQH people each year from all five boroughs of New York City through direct client services and community organizing and public advocacy. In 2010-2011, AVP was named a White House Champion of Change for our work on intimate partner violence within LGBTQH communities and our Board of Directors received the Alan Morrow Prize for Board Excellence from the Stonewall Foundation.

AVP operates a free English/Spanish 24-hour hotline for LGBTQH survivors of any type of violence, answering more than 2,800 calls a year—an average of one call every three hours. Callers receive immediate crisis counseling and on-going counseling, support groups, and other supportive services, including police, court and social services advocacy and accompaniment. This year, AVP realized our goal of implementing community based direct services and outreach initiatives in all five boroughs of New York, enabling us to reach everyone who needs our services where they live and to work with communities to address the issues specific to their neighborhoods. In 2011, AVP launched a program focused on reaching transgender and gender non-conforming people of color (TGNC POC) living in the Bronx. We have partnered with three local Bronx harm reduction-focused organizations serving TGNC POC, working with them to address issues at the intersection of drug use, sex work, immigration, and elevated risk for HIV, Hepatitis C, and all forms of violence.

AVP's community organizing efforts reach more than 22,000 people each year, extending to the myriad and diverse constituencies within New York's LGBTQH communities. AVP organizes community and public responses to specific violent incidents throughout the City and State and creates campaigns that raise awareness about and address LGBTQH people's safety. AVP also collaborates with community leaders and community-based organizations to raise awareness about the intersection of LGBTQH identity and violence. Our *SafeBar/Safe Nights* Program is designed to stop pick-up and dating violence before it happens by working with bars and clubs to alert their patrons and staff of the dangers of this violence, distributing safety tips and safer sex kits in order to encourage incident reporting to AVP. Through the Speakers Bureau, AVP provides education and support for survivors to share their stories and to educate students, teachers, administrators, community groups, and service providers about how to prevent violence, and what to do if they or someone they love is affected by anti-LGBTQH violence. Each year, through its Training and Education Institute, AVP trains more than 4,200 people at over 125 trainings with community members, police, court staff, district attorneys' offices, rape crisis centers, domestic violence agencies and other mainstream health and human service providers.



New York State made its own significant policy shift when it legalized marriage equality in 2011. These kinds of highly visible LGBTQ-inclusive policies can raise the profile of LGBTQ organizations and increase reporting and engagement with anti-violence programs from the LGBTQH community. In 2011, AVP saw a 13% increase in reports of hate violence from LGBTQH survivors (from 398 in 2010 to 451 in 2011), a slightly higher than the 11% increase we saw from 2009 to 2010. AVP saw more transgender and gender non-confirming (TGNC) people and more people of color (POC) reporting this year, reflecting the national trend. The number of reports from survivors who identify as transgender increased by 69% in 2011 (83) compared to 2010 (49).



The number of reports from survivors who identify as POC increased by 5% in 2011 (226) compared to 2010 (181). These increases are very likely due to specific programming AVP implemented in summer 2011, which focused on increasing outreach, education, and increasing intake to TGNC POC in the outer boroughs, and we expect these trends to continue into 2012. While this increase in reports may indicate an increased level of violence against people who identify as TGNC, POC, or as TGNC POC, we also believe that our targeted outreach and tailored services have increased access to services and support for these marginalized communities. The largest portion of reports (45% or 203) come from people identifying their sexual orientation as gay, down slightly (3%) from 2010 (210), while reports from those identifying as heterosexual increased by 29% (53 in 2011 up from 41 in 2010).

Some of this increase is likely related to the fact that many people who identify as transgender also identify as heterosexual. AVP also recognizes that non-LGBTQH people are often targeted due to the perception that they identify as LGBTQH, or because they are seen as allies of LGBTQH communities, as in the case of Anthony Collao, who was murdered because he attended a party hosted by friends who identified as gay men.

AVP saw a significant increase (94%) in the number of survivors who reported that they were living with a disability (from 36 in 2010 to 70 in 2011), likely connected to enhanced screening for disabilities, rather than increases in violence against this community. The range of ages of survivors reporting incidents of hate violence to AVP remained relatively consistent from 2010 to 2011, except for a 34% increase for survivors 19-29 years of age (from 94 in 2010 to 126 in 2011), reflecting the national picture of people under 30 being at a higher risk of violence than other age groups. Reports of police misconduct and violence increased overall by 93% (from 14 in 2010 to 27 in 2011), with the highest increase (400%) in reports of unjustified arrest (from 3 in 2010 to 15 in 2011). These increases are disturbing, but not surprising, given that national data demonstrates that TGNC people, POC, and TGNC POC are at higher risks for police profiling, misconduct, and violence, and that we saw the greatest increases from these communities. Locally, AVP has been involved in addressing the larger issues of the NYPD's Stop, Question, and Frisk policies, along with working to address police profiling transgender communities on the basis of gender identity, gender expression, and sexual orientation. AVP also worked closely with Justin Adkins, a Massachusetts resident and transgender activist, who was arrested on October 1, 2011 during an Occupy Wall Street protest. Justin reported that he was unjustifiably arrested, mistreated, and humiliated by the NYPD while he was under arrest and detained due to his transgender identity. AVP remains committed to continuing to grow our programs based in communities where LGBTQH people live, work and spend time, and to encouraging LGBTQH communities and our allies to work together to end violence.

OUTFRONT MINNESOTA

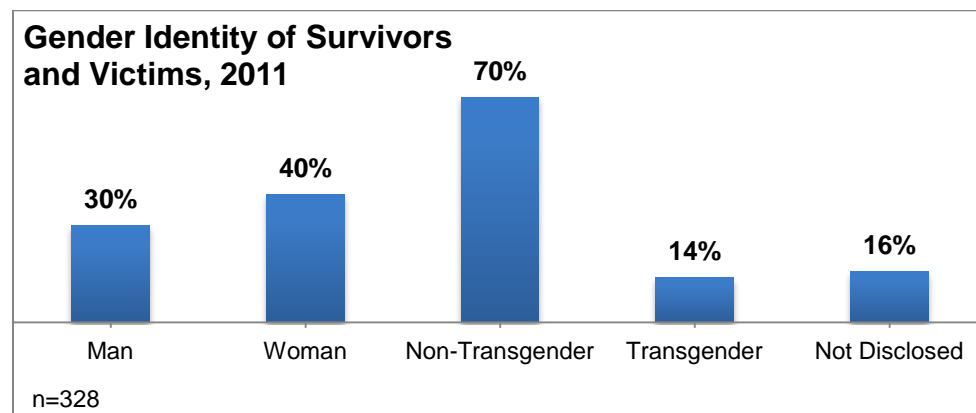
Minneapolis, Minnesota

OutFront Minnesota is the state's leading advocacy organization working with lesbian, gay, bisexual, transgender, queer and allied people. Our mission is to make Minnesota place where LGBTQA individuals have the freedom, power, and confidence to make the best choices for their own lives.

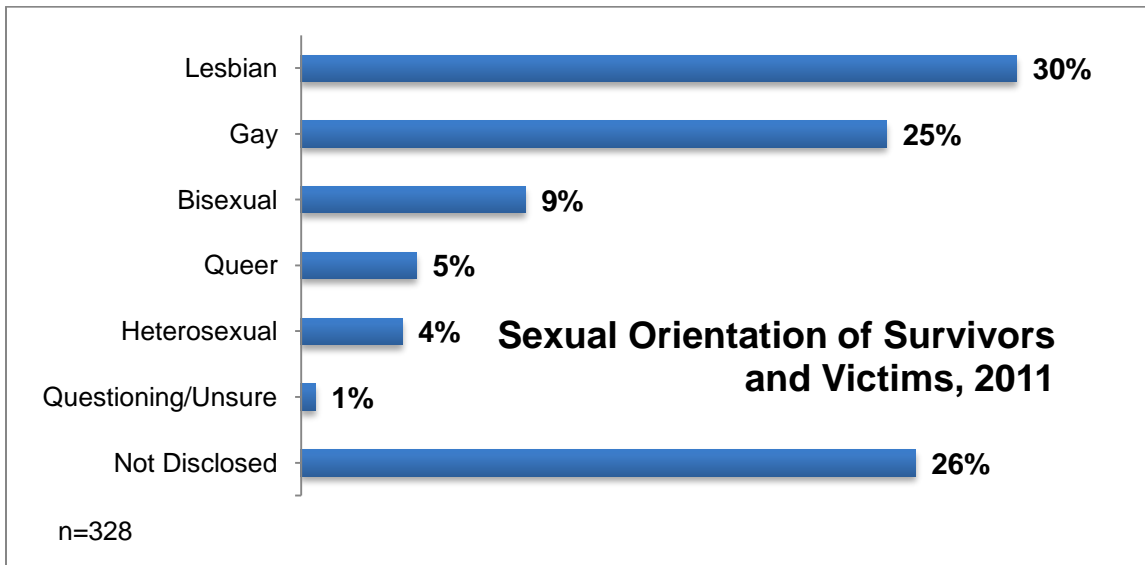
Our Anti-Violence Program is committed to honoring the unique needs of LGBTQ crime victims and their friends/families throughout Minnesota. We work to build the safety and power of survivors and community members and to create opportunities for support and healing through the provision of crisis intervention, advocacy, counseling, community education, and outreach. To attain equity for LGBTQ survivors, we approach this through an intersectional lens that locates and honors our many layered identities at the heart of our work.

At OutFront Minnesota, we work to create social change at every level—from the individual to the community to the state. We believe that social change occurs when we work to prevent violence from occurring within and against our communities through education and increased visibility, help survivors of violence find their own paths to healing and empowerment through the provision of safe and effective advocacy support services, and, work with other organizations to create a strong network of well-trained and supportive service providers throughout Minnesota.

Overall, the number of survivors accessing services through our Anti-Violence Program decreased by 18% in 2011 (401 in 2010 to 328 in 2011). We believe that this drop is not, in fact, a result of reduced violence in Minnesota but is rather both a reflection of limited program staffing as well as the diversion of our work to several high profile incidents that happened during 2011. Such incidents include the murder of Krissy Bates, a transgender woman murdered by her boyfriend, and the extensive time spent completing trial monitoring. We also focused on community support and trial preparation for CeCe McDonald, a young transgender woman of color who was attacked during a bias incident that resulted in one of her attackers dying. We also focused attention on multiple youth suicides related to bullying and harassment.



While the majority of our reports continue to come from gay or lesbian identified survivors, 14% (46) of our clients identify as being part of the transgender spectrum. We believe that this is due in part to in-depth and extended outreach work that we have been doing with the transgender communities as well as the presence of several high-profile transphobic incidents that occurred. Additionally, 9% of our clients (31 cases) identified as bisexual which we believe also reflects the work that we have been doing with bi/pan/fluid communities to address their specific needs as crime victims.



In terms of types of cases, we once again saw an increase in the use of violence with a 106% increase in the use of sexual violence as a tool of hate (16 in 2010 to 33 in 2011). Additionally, 13% of cases (44 cases) reported some form of sexual harassment with a 159% increase overall in this area (17 in 2010 to 44 in 2011). We recognize that too often workplaces are the primary sites of discrimination, especially for transgender and gender-nonconforming survivors and are working to educate employers on how to create safer workspaces for all employees.

While 65% of cases (213 cases) reported a single offender, a slight decrease from 2010, we have continued to receive reports of multiple offenders committing acts of violence throughout Minnesota. Additionally, 15% of offenders (49) were known to the survivors, including people who are acquaintances, employers, and family members.

Streets continue to be the least safe place for LGBTQ Minnesotans with private residences and workplaces reported as also unsafe. 15% (48 cases) of reported violence was some form of street harassment, 6% (21 cases) of the violence was in the workplace and 5% (16) of the total reported incidents (not including intimate partner violence) were reported to have occurred in a private setting.

While much work has been completed with criminal justice systems and law enforcement professionals, we recognize that we have opportunities for growth in this area in Minnesota. While 51% of survivors (20 cases) reported either courteous or indifferent treatment when reporting their victimization, 8% of clients (3 cases) reported a hostile response with 13% of responses (5 cases) including verbally abusive language and 10% of

LGBTQ survivors (4 cases) identifying slurs or bias language used by law enforcement. We recognize that this area is one of tremendous growth potential for our anti-violence work to create safer systems access for LGBTQ survivors. We are concerned at the underlying general lack of broad-based knowledge about accurately identifying and investigating hate and bias related activity in some departments.

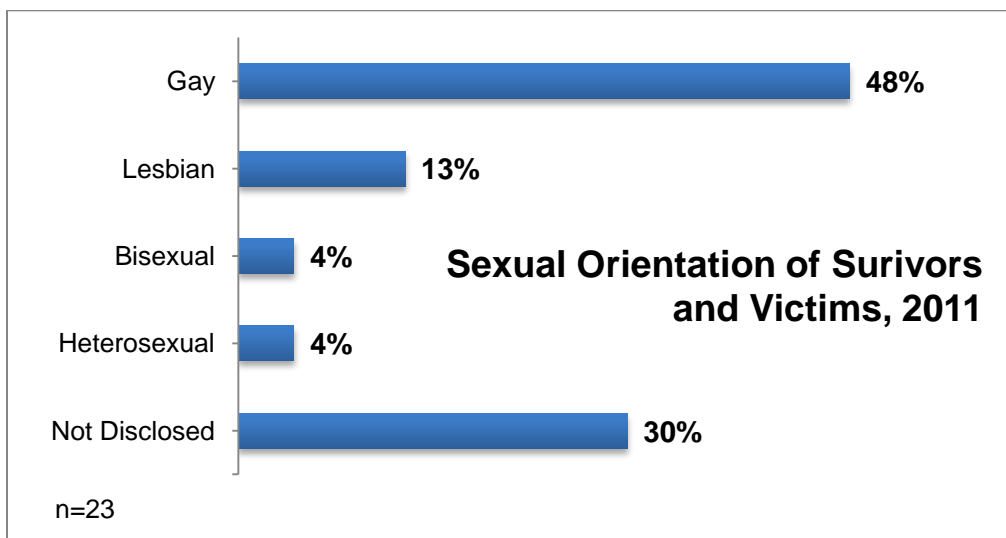
Finally, one alarming trend throughout Minnesota has been the significant increase in youth suicides related to bullying and bias in schools. As an organization, we have been and continue to be deeply committed to creating safer school environments for all students as well as to help school personnel and educators increase their skills in recognizing and responding to these issues. However, we continue to receive reports from students and parents that schools have much work to do in this area. Examples of our work include participation in the Minnesota School Outreach Coalition and the development of the Safe Schools for All Coalition in collaboration with state and national organizations to pass a comprehensive statewide anti-bullying policy.

SAFESPACE PROGRAM @ RU12? COMMUNITY CENTER

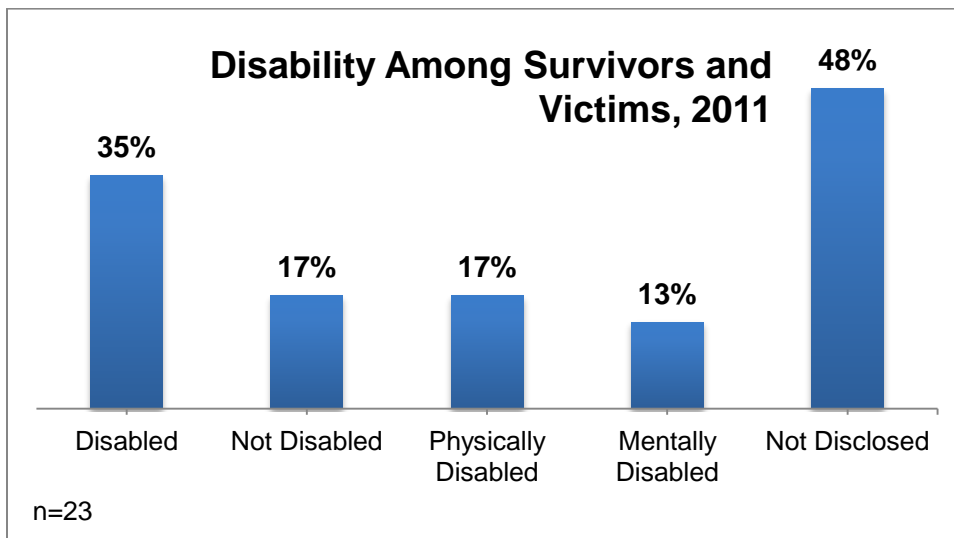
Winooski, Vermont

SafeSpace is a social change and social service program working to end physical, sexual, and emotional violence in the lives of lesbian, gay, bisexual, transgender, queer, and questioning (LGBTQQ) people.

SafeSpace is a statewide program and the only program in Vermont that provides anti-violence services specifically for the LGBTQQ community. We provide information, support, referrals, and advocacy to LGBTQQ survivors of violence and offer education and outreach programs in the wider community. SafeSpace provides direct services including and not limited to a support line for crisis intervention, information and referrals, support groups for survivors of violence, one on one support, and victim advocacy in court, medical settings, law enforcement and other agencies to assist survivors in obtaining the services they need.



Overall the number of bias/hate violence incidents increased by 229%, totaling 23 in 2011 compared to 7 in 2010. SafeSpace conducted statewide conferences for service providers and health care professionals at the end of 2009 and 2010. These educational efforts have increased awareness of SafeSpace services to providers as well as LGBTQQ community members. The majority of service users (48%, 11 service users) identified as gay, which mirrors the national trend of more violence reported against gay men. This showed a 22% increase of reports, from 2 to 11, from gay identified service users since 2010, which can be attributed to increased outreach opportunities around the state in 2011 for SafeSpace programming in conjunction with the Mpowerment Project at the Center. In 2011 we reported 30% undisclosed sexual orientation—we have made a commitment to closing this gap and are working on ways to gather more of the unknown data.



35% (8) of total service users reporting incidents of bias/hate violence in 2011 identified as having a disability. This number may reflect a greater vulnerability for bias/violence perpetrated against individuals with disabilities than for the general population. Incidents ranged from preventing individuals in the transgender community from using preferred gendered bathrooms, property damage and hate speech from neighbors, and hate violence against people with mental health issues around paranoia. SafeSpace started a support group in 2011 for individuals with disabilities who identify as LGBTQQ. Promotion of this group has increased the visibility of SafeSpace services to individuals with disabilities and agencies serving this population.

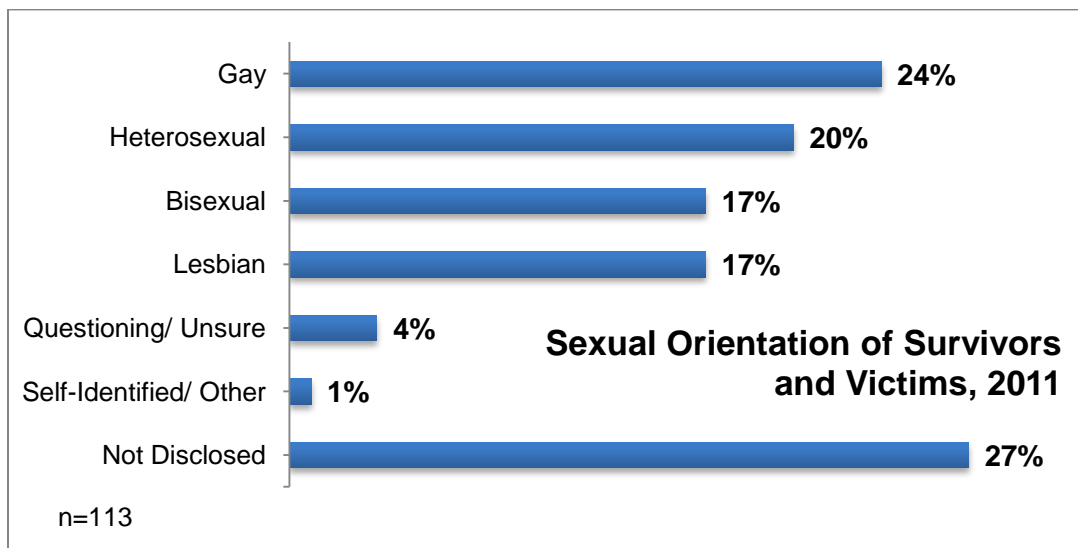
Vermont has passed legislative protections for sexual orientation, gender identity, and most recently marriage equality, making integration into larger communities easier, in effect loosening some queer community ties. There has been a steady decrease in queer identified spaces, which may also correlate with the rural nature of the state and the increase in social networking through Grindr, Manhunt & Cruising. In 2010 Vermont had a total population of 625,741 and 414,480 of those people live in rural areas. The vast majority of people live in rural communities with New England “take care of yourself” attitudes. People are firmly rooted in community & tied to the land; they fear exposure in small communities and are more likely to know police. Reporting incidents of violence or discrimination is not an option for most people when there is very little chance for anonymity. In 2012 SafeSpace addressed this issue by launching an online anonymous reporting option. SafeSpace is developing a statewide expansion project designed to increase access to SafeSpace services, work with elders in rural areas, and outreach to the kink community. We project that we will see an increase in reports of hate violence, intimate partner violence, and sexual violence in the LGBTQQ community in 2012 as a result of this new programming.

SEAN'S LAST WISH

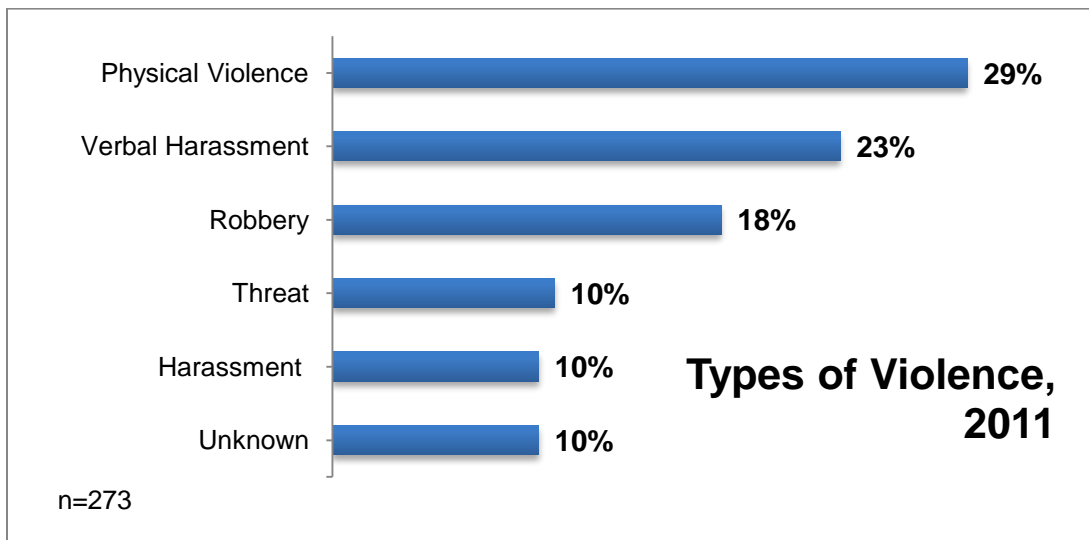
Greenville, South Carolina

Founded by Elke Kennedy in 2007 after the anti-gay murder of her son Sean Kennedy, Sean's Last Wish aims to change hearts and minds through educating people about how bullying, hatred, violence, prejudice, and religious beliefs lead to senseless crimes. Sean's Last Wish was established to support and educate the public. The mission of Sean's Last Wish is to empower the community through educational diversity programs, nonviolent conflict resolution, and community involvement.

In 2011 Sean's Last Wish attended 45 community events and visited six colleges and universities in Georgia, North Carolina, and South Carolina. During these events Sean's Last Wish educated community members about the impact of anti-LGBTQ bullying, LGBTQ domestic violence, and anti-LGBTQ hate violence. Sean's Last Wish also administered a survey at these events asking youth (primarily ages 13-29) members of the LGBTQ community about their experiences with bullying, hate violence, domestic violence, violence at school, and suicidal ideation. Some respondents also filled out the survey online.



A total of 549 people took the survey with 113 reported cases of hate violence in Georgia, North Carolina, and South Carolina in 2011. Regarding gender identity, 48% of respondents (54) identified as women, 34% identified as men (38), 6% identified as non-transgender/cisgender (7), 6% identified as transgender (7), and 10% were self-identified or identified as other (11). Regarding sexual orientation, 17% of survey respondents (19) identified as bisexual, 24% identified as gay (27), 20% identified as heterosexual (23), 17% identified as lesbian (19), 27% did not disclose (31), 4% were questioning/unsure (4), and 1% had a self-identified sexual orientation (1).



The majority of hate violence cases reported to Sean's Last Wish were physical violence (29%, 80 total reports) followed by verbal harassment (23%, 64 total reports), robbery (18%, 49 total reports), threats (10%, 28 total reports), non verbal harassment (10%, 26 total reports) and unknown (10%, 26 total reports).

In speaking to community members, Sean's Last Wish found that a recurring theme expressed was pervasive anti-LGBTQ bullying and violence based on intolerant religious beliefs common in the South. Many of the youth surveyed also expressed that there were few resources or places to go for LGBTQ young people experiencing bullying or violence. Sean's Last Wish heard from the youth in these states that they very rarely reported what happened for fear of retaliation from the abuser(s), and fear of being outed as LGBTQ. Most of the LGBTQ youth that Sean's Last Wish spoke with were not out to their parents, adding an increased fear of being outed and losing family support.

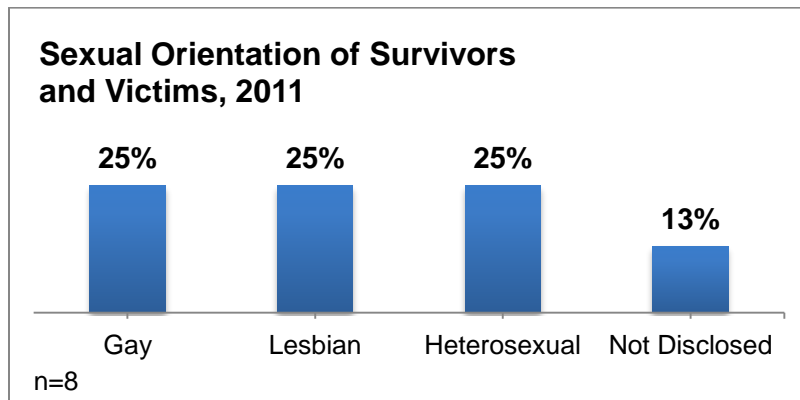
Given these high reports of anti-LGBTQ bullying and violence against LGBTQ youth in Georgia, North Carolina, and South Carolina, Sean's Last Wish continues to educate community members about the root causes and impacts of anti-LGBTQ violence, share the story of losing Sean Kennedy to anti-gay hate violence, and advocate for systemic policy change to address anti-LGBTQ violence and bullying.

WINGSPAN ANTI-VIOLENCE PROGRAMS

Tucson, Arizona

Wingspan's mission is to promote the freedom, equality, safety, and well-being of LGBT people.

The Wingspan Anti-Violence Programs (AVP) is a social change and social service program that works to address and end violence in the lives of lesbian, gay, bisexual, and transgender (LGBT) people. We provide free and confidential 24-hour crisis intervention, information, support, referrals, emergency shelter, and advocacy to LGBT victim/survivors of violence. Additionally, we offer extensive outreach and education programs.



The data collected from survivors utilizing our 24-hour crisis line and walk in hours in 2011 reinforces our anecdotal knowledge. The majority of survivors who reported their sexual orientation identified as gay (25%, 2) or lesbian (25%, 2), but a significant group of clients who reported hate violence in 2011 identified as heterosexual (25%, 2). Having been asked about this many times, we believe that our non-judgmental and informative advocates are becoming crucial pieces in clients' journey through some of the more intricate systems. This also speaks to our community's biases of folks' identities and perceived identities. If so many straight identified people are being targeted because they are not meeting gender role norms or other norms, or because they are perceived to be queer, we have much more work to do. We are also aware that some survivors that identify as heterosexual also identify as being transgender. This could also account for the high rates of non-LGBQ survivors utilizing our services because we know that a person's gender identity speaks very little to their sexual orientation. A huge piece of the work our AVP does is community education and outreach. We are able to use this data to strengthen our trainings.

The smallest proportions of hate violence reports in 2011 came from survivors whose ages were between 19 to 29 (13%, 1 report), and 30 to 39 (13%, 1 report). Conversely, the largest numbers of survivors are split between the ages of 15 to 18 (25%, 2 reports) and 40 to 49 (25%, 2 reports). We have seen an increase in youth clients that are reporting bullying and harassment at their local schools as well as an increase in street harassment reports. Perhaps this is why we see that particular age range reporting hate violence at a higher rate. Wingspan has a youth specific program called EON which serves clients between the ages of 13-23. Youth Programs Staff go out in the community, partner with local Gay Straight Alliance's and other youth groups, to help promote EON as well as educate young LGBTQ+ community members of their rights and how to invoke them.

APPENDIX



NATIONAL OFFICE

New York City Anti-Violence Project
 240 West 35th Street, Suite 200
 New York, NY 10001
 Phone: 212-714-1184
 Fax: 212-714-2627

The following NCAVP member and affiliate list is current as of February 2012. The member organizations and affiliates are listed alphabetically by state or province for ease of reference. If you have corrections, want to learn more about our work, or know of an organization that may be interested in joining NCAVP, please contact the NCAVP Coordinator, at extension 50, or info@ncavp.org.

Program information below is listed as follows:

STATE

City

Organization Name

Focus Areas:

HV (Hate Violence)

IPV (Intimate Partner Violence)

PM (Police Misconduct)

SV (Sexual Violence)

Phone Numbers

Web

ARIZONA

Tucson

Wingspan Anti-Violence Programs

HV, IPV, PM, SV

Client: (800) 553-9387

Office: (800) 624-0348

Web: www.wingspan.orgCALIFORNIA

Los Angeles

LA Gay & Lesbian Center (LAGLC) Anti-Violence Project

HV, PM, SV

Client (English): (800) 373-2227

Client (Spanish): (877) 963-4666

Web: www.lagaycenter.org

Los Angeles

LAGLC Domestic Violence Legal Advocacy Project

IPV, SV

Office: (323) 993-7649

Toll-free: (888) 928-7233

Web: www.lagaycenter.org

Los Angeles

LAGLC STOP Domestic Violence Program

IPV, SV

Office: (323) 860-5806

Web: www.lagaycenter.org

San Diego

San Diego LGBT Center

HV, IPV, PM, SV

Client: (619) 692-2077 x208

Web: www.thecentersd.org

San Francisco

Community United Against Violence

HV, IPV, PM, SV

24 Hour Hotline: (415) 333-HELP

Web: www.cuav.orgCOLORADO

Denver

Colorado Anti-Violence Program

HV, IPV, PM, SV

Client: (888) 557-4441

Office: (303) 839-5204

Web: www.coavp.orgFLORIDA

Broward County

Broward LGBT Domestic Violence Coalition (NCAVP Affiliate)

IPV, SV

Office: (954) 764-5150 x.111

Miami

The Lodge/Victim Response, Inc.

IPV, SV

Crisis Line: (305) 693-0232

Web: www.thelodgemiami.orgGEORGIA

Atlanta

SpeakOut Georgia

HV, IPV, SV

Hotline: (678) 861-7867

Web: www.speakoutgeorgia.org

Atlanta

United4Safety

IPV, SV

Helpline: (404) 200-5957

Web: www.united4safety.orgILLINOIS

Chicago

Center on Halsted Anti-Violence Project

HV, IPV, PM, SV

24 hr Crisis Line: (773) 871-CARE

Web: www.centeronhalsted.orgKENTUCKY

Louisville

Center for Women and Families

IPV, SV

24 hr Crisis Line: (877) 803-7577

Web: www.thecenteronline.orgLOUISIANA

New Orleans

BreakOUT!

HV, PM

Office: (504) 522-5435

Web: www.youthbreakout.org

New Orleans
HIV/AIDS Program, Louisiana Office of Public Health
HV, IPV, SV
Office: (504) 568-7474

New Orleans
LGBT Community Center of New Orleans
HV, IPV, PM, SV
Office: (404) 945-1103

MASSACHUSETTS

Boston
Fenway Community Health Violence Recovery Program
HV, IPV, PM, SV
Intake: (800) 834-3242
Office: (617) 927-6250
Web: www.fenwayhealth.org

Boston
The Network/La Red
IPV, SV
English/Spanish Hotline: (617) 423-7233
Web: www.tnlr.org

MICHIGAN

Detroit
Equality Michigan
HV, IPV, PM
Client: (866) 926-1147
Web: www.equalitymi.org

MINNESOTA

Minneapolis
OutFront Minnesota
HV, IPV, PM, SV
Hotline: (612) 824-8434
Web: www.outfront.org

MISSOURI

Kansas City
Kansas City Anti-Violence Project
HV, IPV, PM, SV
Client: (816) 561-0550

Web: www.kcavp.org

St. Louis
Anti-Violence Advocacy Project of ALIVE
HV, IPV, SV
24 hr Crisis Line: (314) 993-2777
Web: www.alivestl.org

NEW YORK

Albany
In Our Own Voices
HV, IPV, SV
Hotline: (518) 432-4341
Office: (518) 432-4341
Web: www.inourownvoices.org

Bayshore
Long Island GLBT Services Network
HV, IPV, SV
Office: (631) 665-2300
Long Island Gay and Lesbian Youth, Inc.
Web: www.ligaly.org
Long Island GLBT Community Center
Web: www.liglbcenter.org
New York City
New York City Anti-Violence Project
HV, IPV, PM, SV
24 hr English/Spanish hotline: (212) 714-1141
Office: (212) 714-1184
Web: www.avp.org

Rochester
Gay Alliance of the Genesee Valley
HV, IPV, PM, SV
Office: (585) 244-8640
Web: www.gayalliance.org

NORTH CAROLINA

Cary
Rainbow Community Cares, Inc.
HV, IPV, PM, SV
Office: (919) 342-0897
Web: www.rccares.org

OHIO

Statewide, Columbus Office
BRAVO (Buckeye Region Anti-Violence Organization)
HV, IPV, PM, SV
Client: (866) 86 BRAVO

www.bravo-ohio.org

Web: www.ru12.org

ONTARIO

Toronto

The 519 Anti-Violence Programme

HV, IPV, PM, SV

Client: (416) 392-6877

Web: www.the519.org

QUEBEC

Montreal

Centre de Solidarité Lesbienne

IPV, SV

Client: (514) 526-2452

Web: www.solidaritelesbienne.qc.ca

RHODE ISLAND

Providence

Sojourner House

HV, IPV, PM, SV

Client: (401) 658-4334

Web: www.sojournerri.org

SOUTH CAROLINA

Greenville

Sean's Last Wish

HV, IPV, PM, SV

Office: 864-884-5003

Web: www.seanslastwish.org

TEXAS

Dallas

Resource Center Dallas

IPV

Office: (214) 540-4455

Web: www.rcdallas.org

Houston

Montrose Counseling Center

HV, IPV, SV

Office: (713) 529-0037

www.montrosecounselingcenter.org

VERMONT

Winooski

SafeSpace at the R U 1 2? Community Center

HV, IPV, PM, SV

Client: (866) 869-7341

VIRGINIA

Alexandria

Alexandria Sexual and Domestic Violence Programs

IPV, SV

IPV Hotline: (703) 746-4911

SV Hotline: (703) 683-7273

Office: (703) 746-5030

Richmond

Virginia Anti-Violence Project

HV, IPV, PM, SV

Office: (804) 925-8287

Web: www.virginiaavp.org

WASHINGTON, D.C.

DC Trans Coalition

HV, IPV, PM, SV

Office: (202) 681-DCTC

Web: www.dctranscoalition.org

GLOV (Gays and Lesbians Opposing Violence)

HV, IPV, PM, SV

Office: (202) 682-2245

Web: www.glovdc.org

Rainbow Response Coalition

IPV, SV

Office: (202) 299-1181

Web: www.rainbowresponse.org

WISCONSIN

Milwaukee

Milwaukee LGBT Center Anti-Violence Project

HV, IPV, SV

Office: (414) 271-2656

Web: www.mkelgbt.org

NATIONAL

Milwaukee, WI

FORGE Sexual Violence Project

SV

Office: (414) 559-2123

Web: www.forge-forward.org

Blacklick, OH

National Leather Association

IPV

Web: www.nlaidvproject.us/web

National Coalition of Anti-Violence Programs Case Intake/ Incident Reporting Form		Your Name: _____ Date: ____/____/____ Time of Intake: ____ AM/PM Staff Volunteer Intern		1
CALLER INFORMATION		Intake Type: _____ Hotline/Phone Email Mail Ofc/Walk-in Media Website		
Case Number: _____		Entered Into Database ____/____/____ Call Back Needed Yes No		
Case Type(s) <i>(select all that apply):</i>		H: Hate Violence I: Intimate Partner Violence NA: Other P: Police Violence S: Sexual Violence Z: Pick-up		
Caller's Name: _____ Caller's Address: _____ _____ Phone: (____) _____ Ok to call? Alt Phone: (____) _____ Ok to call? Caller's E-mail: _____ Ok to email?		Caller presents as (check one): Family Friend Lover/Partner Offender Organizational Survivor/Victim Service provider Survivor/Victim Witness Other (specify): _____ Caller assessed as (For IPV cases, complete after using IPV Assessment Form): Family Friend Lover/Partner Offender Organizational Survivor/Victim Service provider Survivor/Victim Witness Other (specify): _____		
Caller Was Referred By (Check one) AVP Publicity _____ Court Family Friend Hospital _____ Internet LGBTQ Org _____ Media _____ Phone Book Police Other (specify): _____				
SURVIVOR/VICTIM #1		SURVIVOR/VICTIM INFORMATION		
Number of Survivors/Victims: _____ Survivor/Victim is: Person Organization Name: _____ Address: _____ _____ Phone: _____ Email: _____ Prefers contact via: Phone Email OK to say 'AVP?' Yes No OK to leave message? Yes No OK to email 'AVP?' Yes No		AGE: 14 or under 15-18 19-24 25-29 30-39 40-49 50-59 60-69 70-79 80 or over Not disclosed Age (if known): _____		GENDER ID (check all that apply): Man Woman Non-Transgender Transgender Self-Identified/Other (specify): _____ Not disclosed INTERSEX: Yes No Not disclosed
RACE/ETHNICITY (check all that apply): Arab/Middle Eastern Asian/Pacific Islander Black/African American/ African Descent Indigenous/First People/ Native American/ American Indian Latina/o White Self-Identified/Other (specify): _____ Not disclosed		SEXUAL ORIENTATION: Bisexual Gay Heterosexual Lesbian Queer Questioning/ Unsure Self-Identified/ Other (specify): _____ Not disclosed		IMMIGRATION STATUS: U.S. citizen Permanent resident Undocumented Other Not disclosed HIV STATUS: Survivor/victim is HIV+? Yes No Not disclosed DISABILITY: Survivor/victim has a disability? Yes No Not disclosed If yes, check all that apply and specify: Blind/Visually impaired: _____ Deaf/Hard of hearing: _____ Learning disability: _____ Mental health: _____ Physical: _____

SURVIVOR/VICTIM USE OF ALCOHOL/DRUGS

Alcohol involved? Yes No Not disclosed

Drugs involved? Yes No Not disclosed

If yes, describe: _____

CASE/INCIDENT INFORMATION**2**Date of Incident: __/__/__ Time of Incident: __: __am/pm
Precinct where incident occurred: _____Location/ Address of
Incident: _____
ZIP _____**TYPE(S) OF VIOLENCE (check all that apply):****SITE TYPE (check one):****VIOLENCE AGAINST PERSON (check all that apply):****Physical violence against****person (check all that apply):**

Forced use of alcohol/drugs
 Murder
 Attempted murder
 Physical violence
 Attempted physical violence
 Robbery
 Attempted robbery
 Sexual violence
 Attempted sexual violence
 Self-injury
 Suicide
 Attempted suicide
 Other self-harming
 behavior (cutting, etc.)

Was a weapon involved?

Yes No Unknown

List weapon: _____

Did the person die?

Yes No Unknown

Was the person injured?

Yes No Unknown

If yes, severity of injury:

No injuries requiring medical
 attention
 Injuries requiring medical
 attention (specify):

Needed but not received
 Outpatient (Clinic/MD/ER)
 Hospitalization/Inpatient
 Not disclosed

Type of injury (specify):

_____**Other violence against****person (check all that apply):**

Blackmail
 Bullying
 Discrimination
 Eviction
 Financial
 Harassment (NOT in person: mail, email, tel. etc)
 Isolation
 Medical
 Sexual harassment
 Stalking
 Threats/Intimidation
 Use of children (threats, outing, etc.)
 Verbal harassment in person
 Violence against pet
 Pet injured
 Pet killed
 Other (specify): _____

Police violence/misconduct (check all that apply):

Excessive force
 Police entrapment
 Police harassment
 Police raid
 Unjustified arrest

Reported to internal/external police monitor?

Yes No Will Report
 Attempted, complaint not taken
 Not available Unknown

Other (specify): _____

Cruising area

In or near LGBTQ-identified venue

Non-LGBTQ-identified venue (bar, restaurant, public transportation, etc.)

Police precinct/ jail/ vehicle

Private residence

School/college/university

Shelter

DV/IPV

Non-DV/IPV

Street/public area

Other (specify): _____

Workplace (place where survivor or abusive partner is employed)

Not disclosed

Was this incident related to pick-up violence? Yes No Unknown

If yes, did survivor/victim & offender meet through cruising website or phone app?

Yes No Unknown

If yes, specify website/app:

Adam4adam Craigslist Eros

Grindr Manhunt Rentboy

Other website/app (specify): _____

MOTIVE (check all that apply):

Intimate partner violence

Pick-up violence

Police violence

Sexual violence

Bias violence

Anti-Immigrant

Anti-LGBQ/Homophobia/

Biphobia

Anti-Sex worker

Anti-Transgender/Transphobia

Disability

HIV/AIDS-related

Racist/Anti-ethnic

Religious (specify perceived

religion): _____

Sexist

Other (specify): _____

VIOLENCE AGAINST PROPERTY (check all that apply): Arson Theft Vandalism Other (specify): _____ *Est. stolen/damaged property value: \$ _____	
---	--

OFFENDER INFORMATION

3

Total Number of Offenders:	Is offender a member of identifiable hate group? Yes No Unk.	Hate group's name(s): _____
Vehicle used in case/incident? Yes No If yes, describe vehicle: _____ License #: _____		
Note: If there is more than one offender, CREATE A DESIGNATION FOR EACH OFFENDER for use in the blank following each demographic category below (A, B, C, etc.)		
Offender A Name: _____ Offender B Name: _____ Offender C Name: _____		
OFFENDER(S) KNOWN TO SURVIVOR? Yes No If YES, fill out 1), below. If NO, fill out 2).		
1) KNOWN OFFENDER(S): RELATIONSHIP TO SURVIVOR/VICTIM:		
Acquaintance/ Friend Employer/Co-Worker Ex-Lover/Partner Landlord/Tenant/Neighbor Lover/Partner (Live-in Non Live-In) Pick-Up Police Other law enforcement (FBI, ICE, etc.) Other first responder (EMT, Court personnel, etc.) Relative/Family Roommate Service provider Other (specify): _____ Unknown		
2) UNKNOWN OFFENDER: RELATIONSHIP TO SURVIVOR/VICTIM:		
Police Other law enforcement (FBI, ICE, etc.) Other first responder (EMT, Court personnel, etc.) Pick-Up Stranger Other (specify): _____ Unknown		
AGE:	GENDER ID (check all that apply):	RACE/ETHNICITY (check all that apply):
14 or under _____	Man _____	Arab/Middle Eastern _____
15-18 _____	Woman _____	Asian/Pacific Islander _____
19-24 _____	Transgender _____	Black/African American/ African Descent _____
25-29 _____	Non-Transgender _____	Indigenous/First People/ Native American/ American Indian _____
30-39 _____	Self-Identified /Other _____	Latina/o _____
40-49 _____	(specify): _____	White _____
50-59 _____	Not Disclosed _____	Self-Identified /Other _____
60-69 _____	Unknown _____	(specify): _____
70-79 _____		Not disclosed _____
80 or over _____		Unknown _____
Not disclosed _____	INTERSEX:	
Unknown _____	Yes No	
Age (if known) _____	Not disclosed Unknown	
		SEXUAL ORIENTATION:
		Bisexual _____ Gay _____
		Heterosexual _____ Lesbian _____
		Queer _____ Questioning/Unsure _____
		Self-Identified/Other _____
		(specify): _____
		Not disclosed _____ Unknown _____
		OFFENDER USE OF ALCOHOL/DRUGS
		Alcohol involved?
		Yes No Not disclosed Unk.
		Drugs involved?
		Yes No Not disclosed Unk.
		If yes, describe: _____

POLICE/COURT RESPONSE

Did survivor/victim interact with police in any way? Yes No Unknown

POLICE RESPONSE		POLICE REPORTING	
<i>What was police attitude toward survivor/victim?</i> Courteous Indifferent Hostile Unk.		<i>Did survivor/victim report incident to police?</i> Yes No Unknown	
<i>Did police do any of following to survivor/victim?</i> <small>(check all that apply):</small> Arrest survivor/victim Verbal abuse Use slurs or bias language Physical violence Sexual violence Other negative behaviors (specify): _____		Did the police take a complaint? Yes No Complaint # _____ Did the police arrest the offender(s)? Yes No Unknown Police involved (check all that apply): City/Muni. County State Federal (specify): _____ Other (please specify): _____ Police Badge # _____	
If police violence/misconduct, reported to internal/external police monitor? Yes No Will Report Attempted, complaint not taken Not available Unknown		PROTECTIVE ORDERS	
Was a protective order sought by survivor/victim? Yes No Unknown		Was the protective order granted? Yes No Unknown	
		Protective order obtained (check all that apply): By survivor/victim By offender Both survivor/victim & offender Civil Criminal DV Non-DV Temporary Permanent Unknown	
POLICE/COURT RESPONSE (continued)			
4			
DOMESTIC VIOLENCE CLASSIFICATION		BIAS INCIDENT CLASSIFICATION	
N/A Did the survivor/victim identify the case/incident as domestic violence? Yes No Unknown Did the police classify the case/incident as domestic violence? Yes No Unknown If criminal case, was the case/incident classified as domestic violence by prosecutors? Yes No In process Unknown		N/A Did the survivor/victim describe the incident as hate-motivated? Yes No Unknown Did the police classify the incident as hate-motivated? Yes No Unknown Was the incident classified as a hate crime by prosecutors? Yes No In process Unknown	
Violence/misconduct by other first responder?			
Yes No Unknown <i>First responder was:</i> EMT/Paramedic Court personnel Service provider Other (specify): _____ <i>Type of violence/misconduct</i> (check all that apply): Verbal abuse Use of slurs or bias language Physical violence Sexual violence Other negative behaviors (specify): _____			
SERVICES PROVIDED			
REFERRALS <small>(check all that apply):</small>	ADVOCACY <small>(check all types that apply):</small>	FOLLOW-UP NEEDED?	OTHER SERVICES <small>(check all that apply):</small>
Counseling Housing Legal Shelter DV Homeless Medical Police Other (specify): _____	Housing Legal Medical Mental health Police Public benefits Disability/SSD Medicaid/Medicare Public Assistance/Food Stamps Shelter/Housing Unemployment Other (specify): _____	Agency follow-up Caller follow-up <div style="background-color: #f2f2f2; padding: 2px; margin: 5px 0;">ACCOMPANIMENT</div> Court Hospital Police Other (specify): _____	Safety planning Court monitoring Next court date: _____ Emergency funds Other (specify): _____
LOCAL INFORMATION & REFERRALS			

In your description of the case/incident, please make sure that you give the scenario of the violence, including the use of weapons, the specific anti-LGBTQ words used (if any), and extent of injuries.

[illegible]

5

This image shows a single sheet of white paper with horizontal ruling lines. The lines are evenly spaced and run across the width of the page. There are no margins, text, or other markings on the paper.